



GOVERNMENT OF ODISHA

# CHILD BUDGET 2020-21



February, 2020  
FINANCE DEPARTMENT

## Table of Contents

**Abbreviation**

**Preface**

**Executive Summary**

<b>1. Introduction .....</b>	<b>1</b>
<b>2. Child Budget for Odisha .....</b>	<b>3</b>
2.1 Scope of Child Budget .....	3
2.2 Methodology .....	4
2.3 Steps of Child Budget Statement .....	5
<b>3. Results and Analysis .....</b>	<b>7</b>
<b>Annexure-I.....</b>	<b>15</b>

---



## Abbreviation

DHEP	Development, Health, Education, and Protection
SDGs	Sustainable Development Goals
UNICEF	United Nations Children's Fund
UNCRC	United Nations' Convention on the Rights of the Child
NPAC	National Plan of Action for Children
NPC	National Policy of Children
GSDP	Gross State Domestic Product
BE	Budget Estimates
RE	Revised Estimates
UN	United Nation
FY	Financial Year
DRF	Disaster Response Funds
AE	Administrative Expenditure
PE	Programme Expenditure
EOM	Establishment Operation & Management
MDM	Mid-Day Meal
ICDS	Integrated Child Development Services
CSS	Centrally Sponsored Schemes
SSS	State Sector Schemes
SDRF	State Disaster Response Fund
CS	Central Sector Schemes
CSO	Civil Society Organisation
PDS	Public Distribution System
WCD & MS	Women & Child Development and Mission Shakti
S & ME	School & Mass Education
S & YS	Sports & Youth Service
SSEPD	Social Security & Empowerment of Persons with Disability Department
PCE	Per Child Expenditure
D & M	Disaster & Management



## Preface

Odisha is a State with great diversity in terms of its socio-economic, cultural, and political sphere. Having its total population of 4.2 crores, with 34 percent<sup>1</sup> children below the age of 18 years, constitute almost one third of the total population. In much-anticipated steps, the Government of Odisha believes that investment on children is the best means for the development of human resource. It is, therefore, crucial to identify various development indicators for **child health, education, protection, and nutritional status** etc. against the investment made through schemes and programmes related to the welfare and development of children.

The notion of Child Budget denotes to a Public Finance Management Strategy, which analyses and endorses responsiveness of the Government Budget to the rights and needs of children. The Child Budget encompasses creating a fiscal space and preparing a legal and fiscal framework both for the welfare and development of a child. Over last one and half decades, Child Budgeting has emerged as critical accountability mechanisms that can help incorporate child needs into Government policies, programmes, intervention and as an important strategy for mainstreaming children in the development process.

The Government of Odisha has now developed the State budget with more **child specific** and **child sensitive** policies, and has introduced its **first Child Budget Statement** for the fiscal year 2019-20. The Child Budget 2020-21 is developed based on three-year period of 2018-19 (Actual) to 2020-21 (Budget Estimates). In the process, all the Departments demand documents of Government of Odisha are studied. Similarly, for analysis, the child-focused schemes and programmes are further categorized into Development, Education, Health, and Protection (DHEP). Besides, the share of Child Budget to the State budget and Gross State Domestic Product (GSDP)<sup>2</sup> are analyzed.

As such, Odisha Child Budget is thus a reflection on the Government's commitment towards the children. Therefore, we firmly believe that Child Budget will further help in formulating and implementing plans and programmes in relation to children's welfare, and development. Similarly, this document will be equally useful for UN agencies, Non-Government Organizations, civil societies, researchers, and other stakeholders while analyzing child related schemes and programmes in the State.

---

<sup>1</sup> As per the 2011 census

<sup>2</sup> GSDP: Total amount of goods and services produced in an economy during an accounting year (March-April)

---



## Executive Summary

- The total amount spent on Child Budget under different child specific schemes and programmes is around Rs. 19012.74 Crore during 2018-19 to Rs. 23665.76 Crore in 2020-21 BE.
- The Per Child expenditure in Odisha has increased from Rs. 13111/- during 2018-19 to Rs. 16294/- in BE 2020-21.
- 165 Child related schemes and programmes were identified from 13 major line Departments.
- In Sectoral<sup>3</sup> division there are 22 schemes and programmes with respect to Development, while for Education 116. In relation to child focused Health and Protection, there are 16 and 11 respectively.
- The School & Mass Education Department has major share of child related expenditure in Child Budget (73.71%), followed by Women & Child Development and Mission Shakti Department (15.1%) in BE 2020-21.
- As per the 2020-21 (BE), the expenditure on Education sector with 84% holds the highest share to the total child expenditure, followed by Development with 14%, Health 1.7% and Protection 0.7% respectively.
- As per 2020-21(BE), the share of child budgets to the State Budget is 15.78% and 3.97% GSDP.
- The share of **child specific** schemes is 16.69% of the share on total State Budget and 3.83% of the GSDP in 2018-19.
- The share of **child specific** schemes is 15.78% % of the share on total State Budget and 3.97% of the GSDP in BE 2020-21.

---

<sup>3</sup>Development, Education, Health, and Protection

---





# 1. Introduction

The proper accountability and governance of the use of public funds is considered as one of the vital goals of modern welfare states. In this regard, it is essential to examine how and where the Government spends or allocate the funds, as this can produce immense variation to the service coverage and enhancement in quality across crucial sectors and socioeconomic groups.

The growth and prospect of a State is determined by the Government Budget, keeping in view the **equitable and inclusive** budget while preparing various provisions. Therefore, a well-planned budget is very crucial for the State with a long term and sustainable vision. Further, it is also important to consider and recognize the needs to invest on children<sup>4</sup> as they are the vision and future of the State. As such, budget is an important component to determine and secure the long-term sustainability and aspiration with a vision for development vision. Therefore, the budget should also ensure the needs of the children and ensure the rights to Survival, Protection, Development and Participation.<sup>5</sup>

**Child Budget** is an important step to recognize the transparency and accountability of the Government to its people. Through Child Budget, Government present the funds allocated on the child focused schemes, programme, and policies from the overall budget of the particular fiscal year. Thus, through Child Budget commitment of Government made on the welfare and development of the children can be measured. It also entails analyzing budgetary process, institutions, outlays, outputs and outcomes from the child right perspectives.

The Constitution of India guarantees Fundamental Rights to all children as well as empowers the state to make necessary requirements and provisions for the rights and well-being of children living within its territory. Various policies such as, the **National Policy of Children, 2013 (NPC) and the National Plan of Action for Children, 2016 (NPAC)** were formulated to guide the efforts and interventions aimed at realizing rights of children in India. The Constitution of India in Article 39f states that children are given opportunities and facilities to develop in healthy manner and protected against exploitation. The right-based approach for the welfare of the children includes proper Government spending (by implementing child centric schemes and programmes) related to the children in its budget document. The United Nations' Convention on the Rights of the Child (UNCRC) 1989 emphasize on safeguarding the needs and rights on Survival, Protection, Development and Participation of the children. Article 4 of the Child Rights Convention states, children are the right holders, and state need to ensure the implementation of child rights by making suitable legislations, child-friendly policies, and programmes.

---

<sup>4</sup>Who is a Child: A Child is any human being below the age of eighteen years, unless under the law applicable to the child, majority is attained earlier

<sup>5</sup>Source: Save the Children, Child Budget for 2016-17

The connotation of Child Budget is not a separate budget document but a part of the usual Government budget. Broadly the term, 'Child Budget' refers to the total outlays for child-specific schemes and programmes in the State Budget. Similarly, The Sustainable Development Goals (SDGs) also highlights the importance of analysing the improvement, strengthening, empowerment and mainstreaming children in the development process, as 44 child-related indicators have been integrated throughout the 17 SDGs.<sup>6</sup>

The Women & Child Development Ministry is the nodal agency for the preparation and examination of Child Budget document in India. Although the idea and process for a separate budget document for child initiated during 2001, but the final implementation of child budget document started during 2008-09 (previously statement 22, presently statement 12). The Annual Report of Department of Women and Child Development 2002-2003 pg. 143 states that, **“After gender, the next logical step for the Department of Women and Child Development as a nodal Department for women and children is the analysis of public expenditure on children.....A pioneering effort was made by HAQ:Centre for Child Rights, in their publication ‘India’s Children and the Union Budget.’”** Since 2017-18 it is published as Statement 12 and is called 'Allocations for the Welfare of Children'. Along with Odisha, States like Kerala, Bihar, Jharkhand, Maharashtra and Assam are the six pioneer states currently preparing Child Budget Statement (CBS) in India.

Experts, scholars, economist and researchers have argued that investment made on children is one of the best ways to improve and boost the future economic and social growth. Additionally, it is also the primary step for the fundamental to ensure for the realization of their rights. The State Government is willing to provide required resources for the benefits and betterment of **children in the state** and the Child Budget (2020-21) can be considered as one of the significant and primary steps towards the achievement of child-friendly State.

---

<sup>6</sup>Source: Progress for every child in the SDG era, UNICEF, March 2018

## 2. Child Budget for Odisha

The Convention on the Rights of the Child has defined Child as any person below the age of 18 years. The definition includes children from all across the globe, crosscutting children from different class, caste, gender, ethnicity, race, region, culture and different ability.<sup>7</sup>

Accordingly, the provisions are identified catering to this age group. Studies such as **Handbook on Gender and Child Budgeting**<sup>8</sup> shows that, “In order to boost the economic growth of any country investing in children is one best investment which will help the country in sustainable and economic growth and additionally helps in eliminating poverties and inequalities of the country... Investing in children is not only fundamental and legal it is also economical and sustainable.” The development and wellbeing of children impacts the overall development of a state and therefore, the maximum resources allocated today for children shall reflect and contribute in the overall development of Odisha in future.

### 2.1 Scope of Child Budget

The scope of Child Budget is to influence planning and budgeting of all policies, projects, programmes and schemes undertaken by the Government from the child right perspective. Its further shows recognizing entry point’s for newer interventions related to children.

The Child Budget document of Government of Odisha shall act as an important tool for understanding important factors to consider the priority of the Government in the wellbeing of children. The important factor to consider and measure the commitments of the Government is through budget for children, as it is one of the key initial steps in the roadmap of the wellbeing of children.<sup>9</sup>

Additionally, this document shall also act as essential literature and mechanism for monitoring the overall development and status of children in Odisha by the policy makers as well as other stakeholders. Furthermore, this budget will be a tool for understanding the scope of enhancement as it reflects and presents the facts and figures of allocated fund towards the welfare of children in the state.

---

<sup>7</sup>Source: UN Convention on Rights for Children (UNCRC)

<sup>8</sup>Source: Handbook on Gender and Child Budgeting, Government of Odisha (2019-20)

<sup>9</sup>Source: The African Child Policy Forum, 2011: Budget for Children in Africa

## 2.2 Methodology

The Child Budget reflects the major expenditure details of children in Odisha. The analysis is made based on the Departments demand documents. From the Department's demand documents, child focused schemes, sub-schemes, and programmes are carefully studied. In the process, all the Departments demand documents have been properly reviewed in consultation with Departments. Accordingly, the allocations of expenditure details were incorporated for identified child focused schemes, sub-schemes and programmes of both Administrative Expenditure and Programme Expenditures.

The National Policy for children (2013) has classified the public expenditure on children into four priority areas these include: child survival, health and nutrition, child education and development, child protection and child participation. Similarly, the identified child focused schemes and programmes for Odisha were classified and analysed as per the reported classifications by UNICEF<sup>10</sup> into Development, Education, Health, and Protection (DEHP).

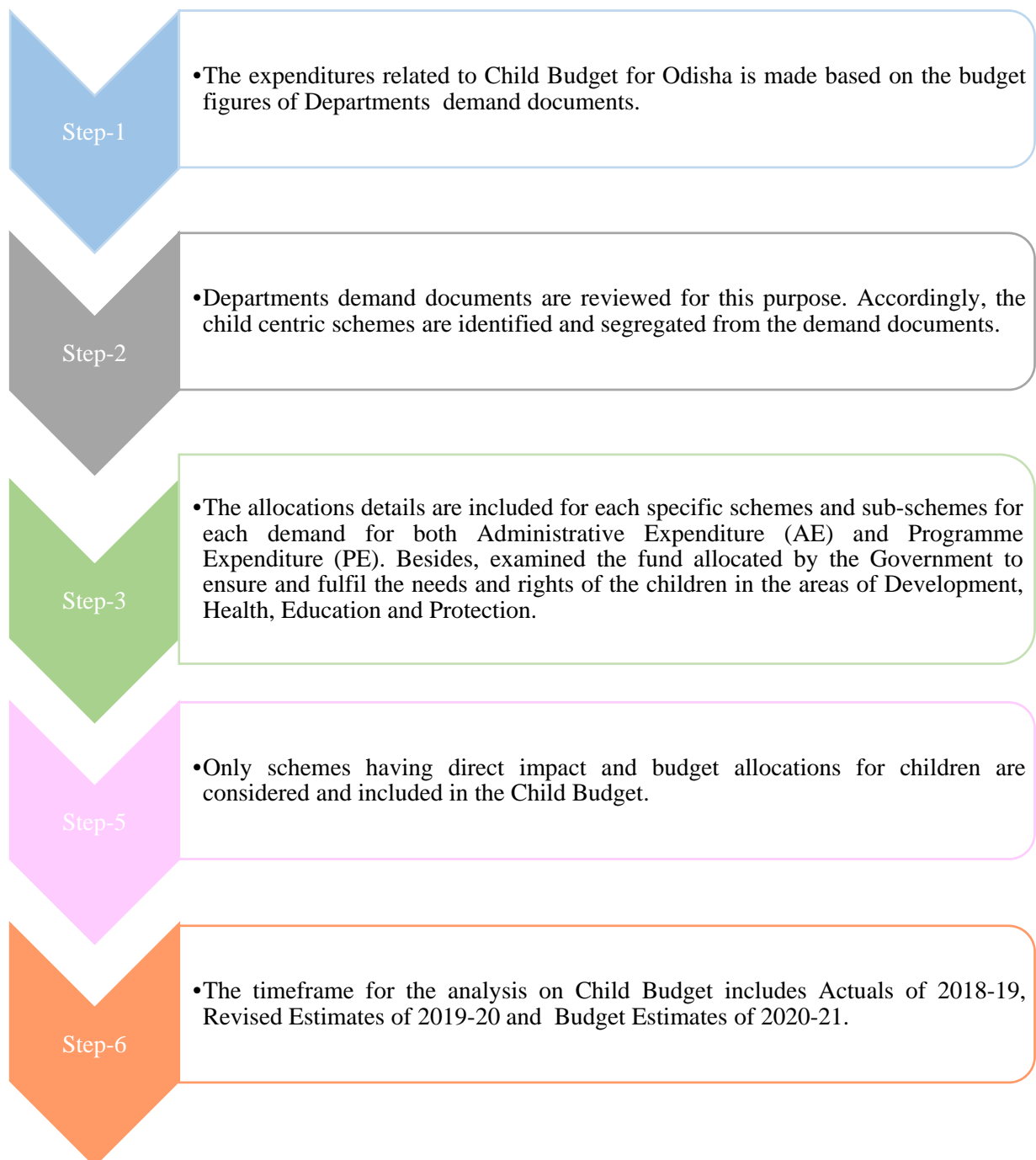
- **Development:** ensure the child development opportunity, with due regard to special needs.
- **Education:** Secure the right of every child to education, learning with regard to special needs.
- **Health:** Ensure equitable access to comprehensive and essential preventive, promotive, curative and rehabilitative health care of the highest standard. This is to be ensured for all children before, during and after birth, and throughout the period of their growth and development.
- **Protection:** Create a caring, protective and safe environment for all children, to reduce their vulnerability in all situations and to keep them safe at all places.

Considering the fact of attribution and contribution of the schemes, only schemes and programmes having direct impact and budget allocations for children have been considered.

---

<sup>10</sup>Source: UNICEF India states studies on Child Budget

## 2.3 Steps of Child Budget Statement





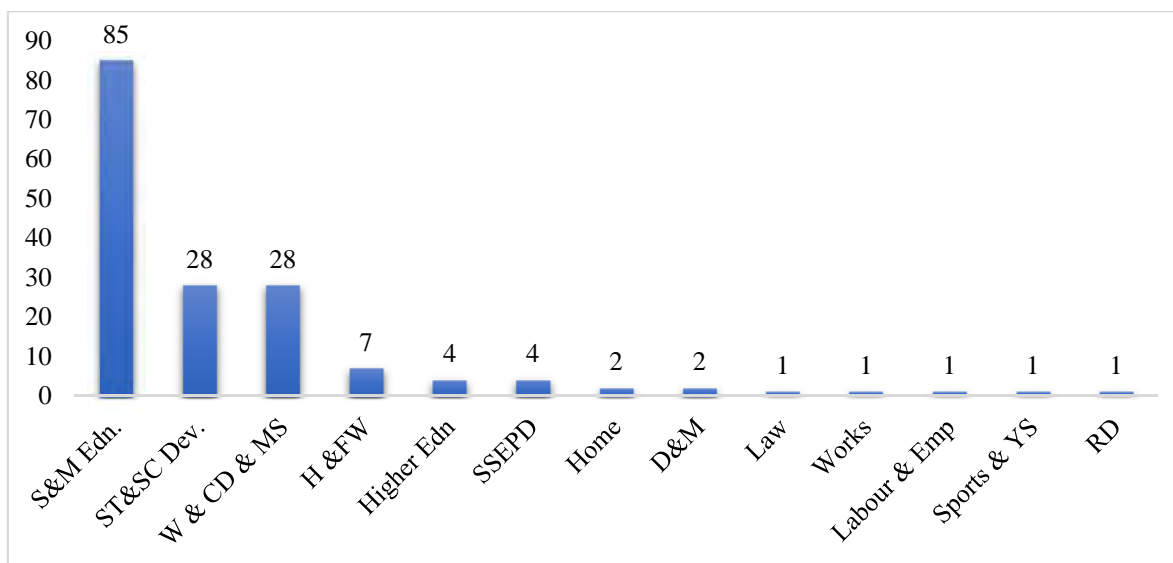
### 3. Results and Analysis

The results and analysis of Child Budget in Odisha are extracted from Department demand documents. This section illustrates the findings of Child Budget in Odisha, Department wise numbers of child centric schemes and programmes, share of Central and State, share of Administrative Expenditure (AE) and Programme Expenditure (PE), Sectoral distribution, share of Gross State Domestic Product (GSDP) and Total Expenditure.

The State of Odisha has taken various key initiatives on the development and welfare of children. Some of the initiatives on child specific schemes include, Special Court under POCSO Act: Fast Track Special Courts (FTSCs) (Rs. 3258.46 Lakhs), KHUSHI (Rs. 3000.00 Lakhs), schemes for adolescent girls (Rs. 1084.00 Lakhs) and Biju Sishu Surakshya Yojana (Rs. 600.00 Lakhs) etc.

As reflected in **Figure-4.1, School & Mass Education Department** with highest number of child centric schemes with 85, followed by **Scheduled Tribes & Scheduled Castes Development, Minorities & Backward Classes Welfare Department** with 28 and **Women and Child Development & Mission Shakti Department** with 28 respectively.

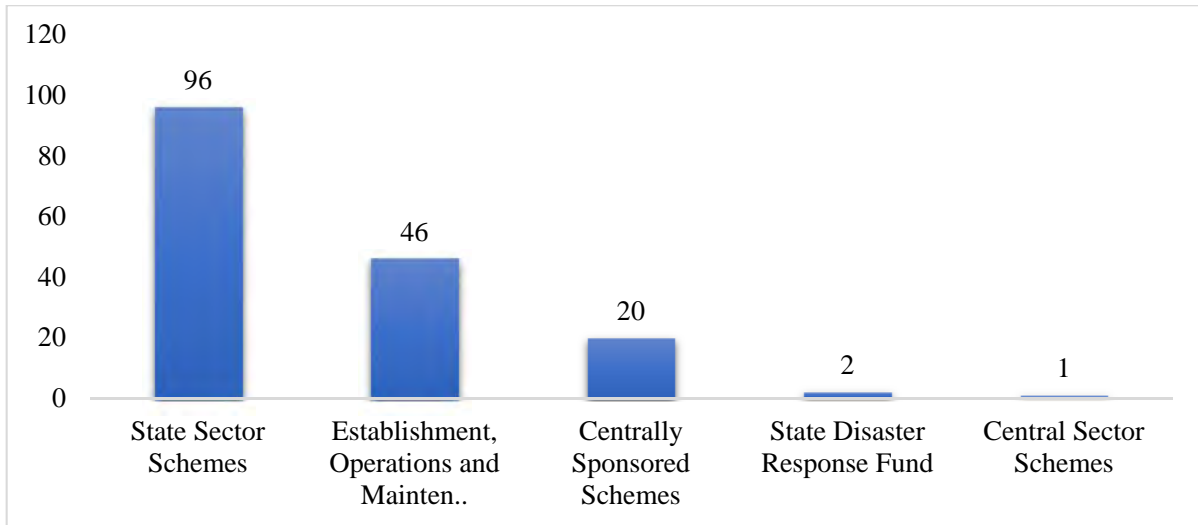
**Figure-4.1: Share of Department in child centric schemes, an overview**



Distribution of child centric schemes in terms of State Sector Scheme (SSS), Establishment Operation & Management (EOM), Centrally Sponsored Scheme (CSS), State Disaster Response Funds (SDRF) and Central Sector Scheme (CS) is shown in **Figure-4.2**. State Sector Schemes (SSS) with 96 has the highest number of child centric schemes, followed by Establishment Operation & Management (EOM) with 46 and Centrally Sponsored Schemes (CSS) with 20 respectively.

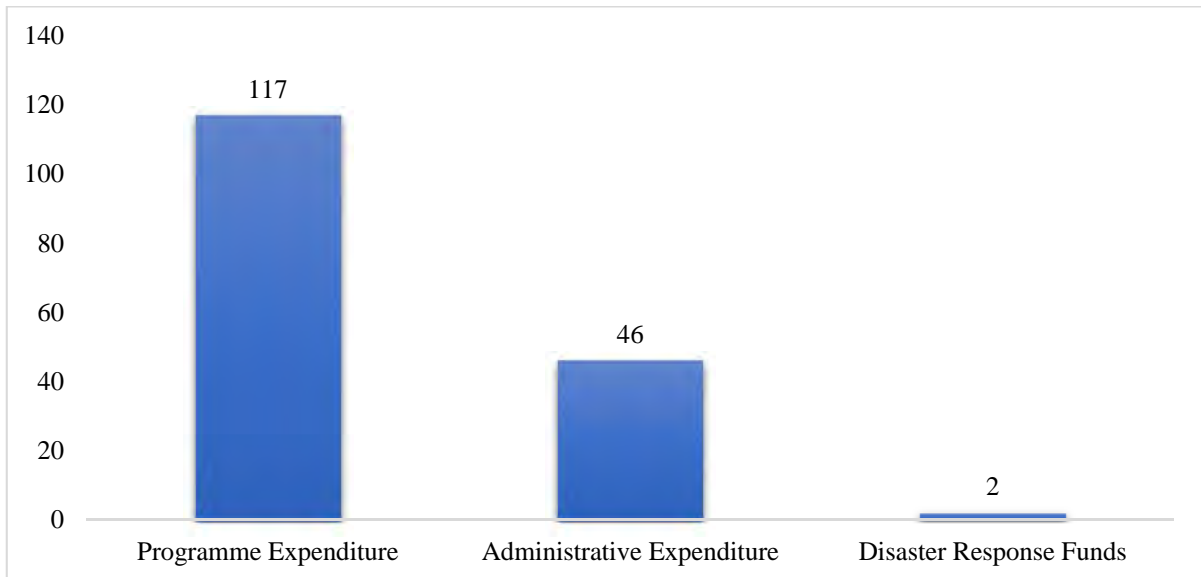


**Figure-4.2: Distribution of numbers of child centric schemes in terms of SSS EOM/CSS/SDRF/CS**



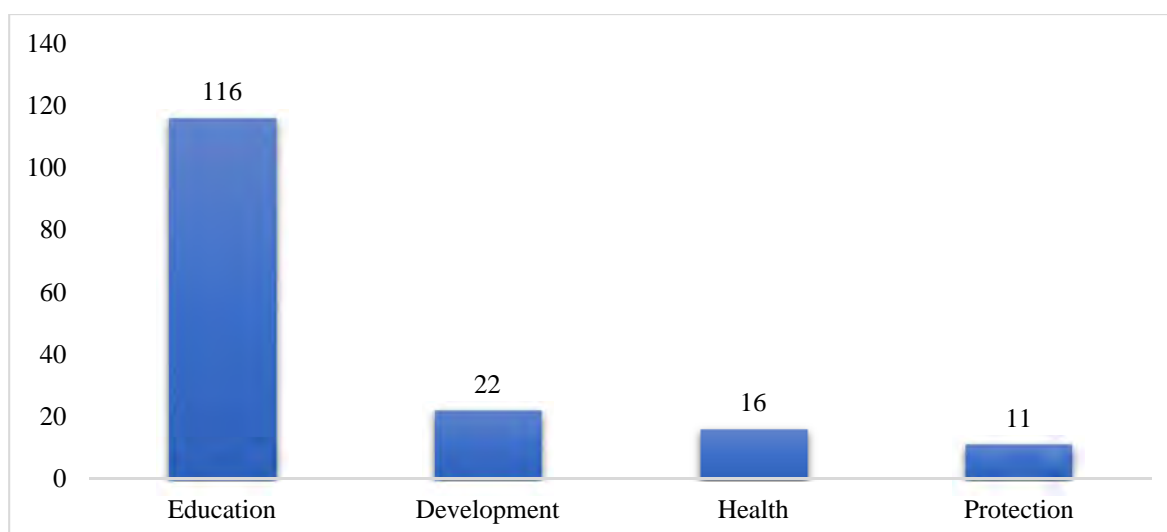
The share of expenditure wise is shown in **Figure-4.3**. As reflected in the figure, majority of the share of child centric schemes is concentrated in Programme Expenditure (PE) with 117 followed by Administrative Expenditure (AE) with 46.

**Figure-4.3: Total number of child centric schemes in terms of PE/AE/DRF**



Distribution of child centric schemes in terms of Sectoral distribution as per Development, Health, Education and Protection (DHEP) is shown in **Figure-4.4**. As reflected, Education Sector has the highest number of schemes 116, followed by Development Sector with 22, Health Sector 16 and Protection Sector 11.

**Figure-4.4: Total number of schemes in terms of Sectoral distribution**



The share of Departments expenditure to the share to Total Child Expenditure is presented in **Table-4.1**. As presented in the table, **School & Mass Education Department** has the highest share with Rs. 1744508.00 Lakhs, followed by **Women & Child Development and Mission Shakti Department** with Rs. 357323.99 Lakhs, and **Scheduled Tribes & Scheduled Castes Development, Minorities & Backward Classes Welfare Department** with Rs. 239988.57 Lakhs respectively.

<b>Table-4.1 : Distribution of child centric expenditures across major Departments</b>			
<b>(Rs. Lakh)</b>			
<b>Name of the Departments</b>	<b>2018-19</b>	<b>2019-20 (RE)</b>	<b>2020-21 (BE)</b>
Home	58.14	782.98	3520.32
Law	50.00	0.00	15.99
Works	399.02	500.00	500.00
School & Mass Education	1415340.10	1623958.79	1744508.00
ST & SC Development	221416.03	223949.44	239988.57
Health & Family Welfare	16531.17	10265.51	11398.21
Labour & ESI	150.00	340.00	830.00
Sports & Youth Services	5.14	6.50	10.00
Rural Development & Drinking Water	0.00	0.00	400.00
WCD & MS	236408.73	288040.39	357323.99
Higher Education	2592.95	2997.50	3158.86
SSEPD	4519.78	4792.02	4921.76
Disaster Management	3802.63	0.03	0.03
<b>Total</b>	<b>1901273.69</b>	<b>2155633.16</b>	<b>2366575.73</b>

The share of child centric expenditure in terms of Central Sponsor Schemes, Centrally Sponsored Schemes, Establishment Operation & Management, State Disaster Response Fund and State Sector Schemes is presented in **Table-4.2**. As presented in the table, State Sector

Schemes including Establishment Operation & Management have the highest share of expenditure on child centric schemes with Rs. 1663908 Lakhs.

<b>Table-4.2: Distribution of child centric expenditures across CS/CSS/SSRF/SSS</b>			
<b>(Rs. Lakh)</b>			
	<b>2018-19 (Actual)</b>	<b>2019-20 (RE)</b>	<b>2020-21 (BE)</b>
Central Sector Schemes	58.14	203.7	261.86
Centrally Sponsored Schemes	510963.26	650094.49	702405.84
State Disaster Response Fund	3802.63	0.03	0.03
State Sector Schemes	1386450	1505335	1663908
<b>Total</b>	<b>1901273.69</b>	<b>2155633.16</b>	<b>2366575.73</b>

The share of nutritional expenditure in terms of Administrative Expenditure (AE), Disaster Response Funds (DRF) and Programme Expenditure (PE) is presented in **Table-4.3**. As presented in the table, majority of the child centric expenditure is concentrated on Programme Expenditure with Rs. 1203821.53 Lakhs, followed by Administrative Expenditure with Rs. 1162754.17 Lakhs respectively.

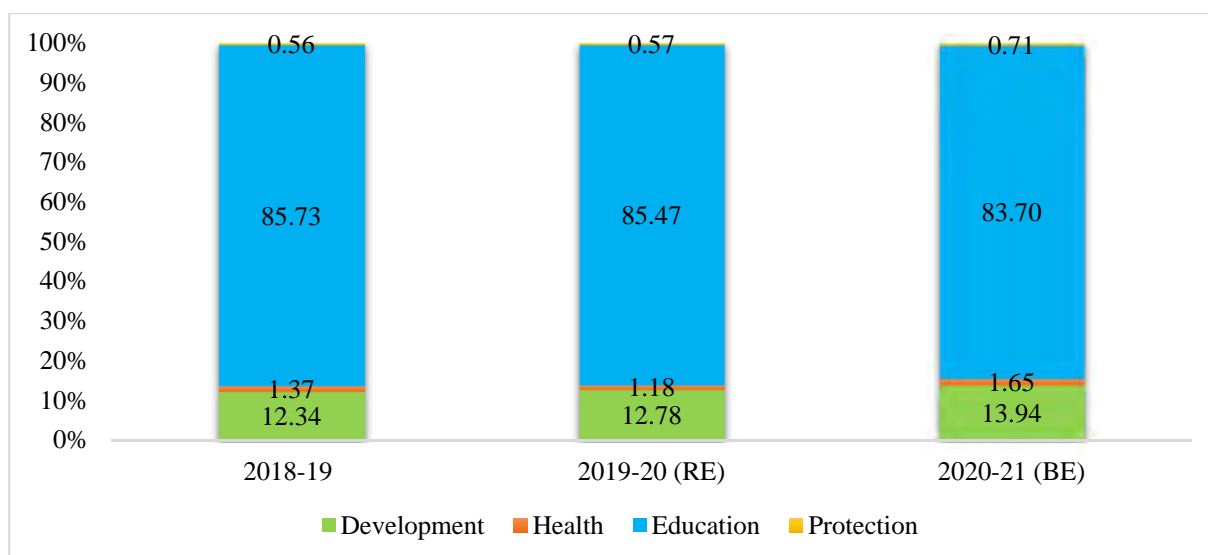
<b>Table-4.3: Distribution of Child centric expenditures</b>			
<b>(Rs. Lakh)</b>			
	<b>2018-19 (Actual)</b>	<b>2019-20 (RE)</b>	<b>2020-21 (BE)</b>
Administrative Expenditure	921698.63	1068835.33	1162754.17
Disaster Response Funds	3802.63	0.03	0.03
Programme Expenditure	975772.43	1086797.8	1203821.53
<b>Total</b>	<b>1901273.69</b>	<b>2155633.16</b>	<b>2366575.73</b>

The distribution of child centric schemes across Sectoral wise with respect to Development, Health, Education and Protection (DHEP) is presented in **Table-4.4**. The finding of three financial year shows that, **Education Sector** has the highest share across all Sectors with Rs. 1980798.38 Lakhs, for both Administrative Expenditure (AE) and Programme Expenditure (PE) followed by **Development Sector** with Rs. 329879.72 Lakhs.

<b>Table-4.4: Distribution of child centric expenditures across Sectors (DHEP)</b>			
<b>(Rs. Lakh)</b>			
	<b>2018-19 (Actual)</b>	<b>2019-20 (RE)</b>	<b>2020-21 (BE)</b>
Development	234609.25	275431.56	329879.72
Health	26034.64	25470.55	39139.7
Education	1629970.35	1842340.91	1980798.38
Protection	10659.45	12390.14	16757.93
<b>Total</b>	<b>1901273.69</b>	<b>2155633.16</b>	<b>2366575.73</b>

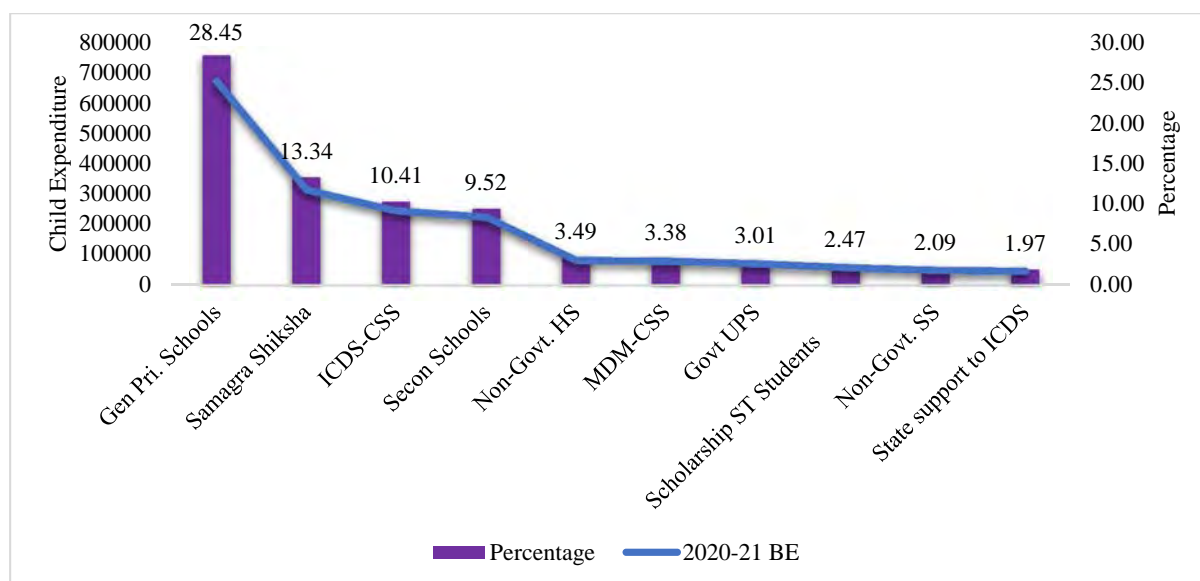
The percentage share of child centric expenditure in terms of Sectoral distribution with respect to Development, Health, Education and Protection is presented in **Figure-4.5**. As presented in the figure, in 2020-21 (BE) more than 83.8% of the share is concentrated in Education and Development 14%, Health 1.7% and Protection 0.6% respectively.

**Figure-4.5: Total expenditure and their % distribution in Sectoral wise (2020-21 BE)**



The Total Child Expenditure and their percentage distribution in major child centric schemes are presented in **Figure-4.6**. As reflected in the figure, **General Primary Education Scheme** has the highest share of expenditure with 28.45% followed by **Samagra Shiksha** with 13.34% and **ICDS** with 10.41% respectively.

**Figure-4.6: Total expenditure and their % distribution in the major Child Centric Schemes (2020-21 BE)**



The total Child expenditure and their share in Per Child Expenditure, Total Expenditure and Gross State Domestic Product of Odisha and India are presented in **Table-4.5**. As reflected in the table, in FY 2020-21 (BE) Odisha Per-Child Expenditure (PCE) is Rs. 16293.49, the share of Child Budget to the Total Expenditure (State Budget) is 15.78% and GSDP 3.97% respectively.

<b>Table-4.5: Total Child Expenditure to Total Exp., GSDP and PCE in Odisha and India</b>			
	<b>PCE</b>	<b>Tot. Exp.</b>	<b>GSDP</b>
<b>Odisha</b>			
<b>2018-19</b>	13110.50	16.69	3.83
<b>2019-20 RE</b>	14852.82	15.97	4.04
<b>2020-21 BE</b>	16293.49	15.78	3.97
<b>India</b>			
<b>2018-19</b>	1648.84	3.29	0.40
<b>2019-20 RE</b>	1889.23	3.25	0.43
<b>2020-21 BE</b>	2060.14	3.16	0.43

The share of Child Budget to the Total expenditure across Departments is shown in **Table: 4.6**. As reflected in the table, 100 percent of the total expenditure in School & Mass Education Department is concentrated on child related expenditure.

<b>Table-4.6: Child expenditure to Total expenditure across Departments (%age)</b>			
<b>Departments</b>	<b>2018-19</b>	<b>2019-20 RE</b>	<b>2020-21BE</b>
Home	0.12	1.48	6.39
Law	0.15	0.00	0.03
Works	0.09	0.09	0.08
School & Mass Education	100	100	100
ST&SC Development	69.03	68.59	63.02
Health & Family Welfare	2.89	1.54	1.48
Labour & ESI	0.04	0.03	0.05
Sports & Youth Services	0.01	0.03	0.03
Rural Development	0.00	0.00	0.07
WCD& MS	74.83	86.65	87.69
Higher Education	1.29	1.36	1.31
SSEPD	2.00	1.34	1.63
Disaster Management	1.10	0.00	0.00



## Annexure-I

### CHILD BUDGET STATEMENT

(₹ in Lakh)

Sl.No.	Scheme Names	Exp.	2018-19	2019-20RE	2020-21 BE
<b>Food Supplies &amp; Consumer Welfare Department</b>					
1	Cyber Crime Prevention against Women and Children	PE	58.14	203.70	261.86
2	Special Court under POCSO Act: Fast Track Special Courts (FTSCs)	AE	0.00	579.28	3258.46
<b>Total</b>			<b>58.14</b>	<b>782.98</b>	<b>3520.32</b>
<b>Law Department</b>					
1	Grants for Establishment of English Medium Residential School	PE	50.00	0.00	15.99
<b>Total</b>			<b>50.00</b>	<b>0.00</b>	<b>15.99</b>
<b>Works Department</b>					
1	Repair & Renovation of 50 years old Govt. School building	AE	399.02	500.00	500.00
<b>Total</b>			<b>399.02</b>	<b>500.00</b>	<b>500.00</b>
<b>School &amp; Mass Education Department</b>					
1	Headquarters Organisation of School and Mass Education	AE	1557.61	1695.27	1904.19
2	General Primary Schools	AE	513352.25	609588.86	673367.78
3	Government Upper Primary School	AE	58030.00	64449.97	71267.87
4	Assistance to Non-Government Primary Schools	AE	9678.86	10079.38	10415.30
5	General Education: Elementary Education	AE	13581.16	14941.47	17004.04
6	General Education: Elementary Education: Text Books	AE	2436.90	2605.95	2613.66
7	Primary Schools outside the State	AE	6.16	3.60	3.60
8	Government Upper Primary School	PE	15.98	15.99	15.99
9	Taken over Municipal Primary Schools	PE	932.84	1257.49	1330.39
10	Taken over Municipal Upper Primary Schools	PE	599.22	826.51	885.42
11	Non-Govt. Upper Primary Schools	PE	5372.29	7532.29	6823.09



## CHILD BUDGET STATEMENT

(₹ in Lakh)

Sl.No.	Scheme Names	Exp.	2018-19	2019-20RE	2020-21 BE
12	Scholarships and Incentives for Students	PE	392.72	429.10	429.10
13	State Support for SSA	PE	40135.43	0.00	0.00
14	Mid-Day Meals: SSS	PE	5608.44	6573.63	6350.00
15	Mid-Day Meals: CSS	PE	67552.39	90340.37	80000.00
16	Mathematics Talent Search	PE	523.18	523.18	523.18
17	Inclusion Education Volunteers engaged for children with special need	PE	764.71	549.85	747.47
18	Innovation, e-Governance and Capacity Building	PE	257.31	500.00	1050.00
19	Reimbursement of per child expenditure in favour of unaided Schools under RTE Act.	PE	76.68	100.00	100.00
20	Gangadhar Meher Sikshya Manakbrudhi Yojana	PE	1507.63	684.94	2984.93
21	General Education: Secondary Education	AE	139.54	160.76	8.28
22	Directorate Of Higher Secondary Education	AE	244.90	310.12	479.12
23	General Education: Secondary Education-Inspection: Vocational Offices	AE	139.27	152.32	7.48
24	Inspector of Schools Establishment	AE	2808.93	2852.62	3371.90
25	General Education: Secondary Education: Regional Offices	AE	0.00	0.00	233.81
26	Higher Secondary Schools	AE	2957.84	3344.77	3392.87
27	Secondary Schools	AE	184528.55	204206.52	225349.15
28	Higher Secondary Vocational Schools	AE	1655.13	1766.71	1942.00
29	Non-Govt. Secondary Schools	AE	47391.15	48000.00	49440.00
30	Teacher Trainings	PE	1608.75	2486.39	2228.57
31	Secondary Training School	PE	1697.71	3898.26	2046.61
32	Scholarships: SSS	PE	1454.90	988.40	1038.40
33	Secondary Schools: SSS	PE	24178.40	28400.00	22061.86
34	Taken over Municipal High Schools	PE	4700.45	6028.05	5254.84
35	Strengthening of Secondary Education in Odisha (World Bank)	PE	0.00	100.00	0.01

## CHILD BUDGET STATEMENT

(₹ in Lakh)

Sl.No.	Scheme Names	Exp.	2018-19	2019-20RE	2020-21 BE
36	Non-Govt. High Schools	PE	77071.94	68618.69	82690.85
37	Ex-gratia & Compensation	PE	57.54	441.00	306.10
38	Govt. Junior and Senior Madrasa, Binjharpur	AE	67.95	76.53	79.73
39	Madrasa Education:EOM	AE	891.22	985.26	970.00
40	Madrasa Education:SSS	PE	615.25	960.50	935.97
41	Odisha State Board of Madrasa Education	AE	0.00	0.30	0.30
42	Government Toals	AE	103.17	117.09	109.71
43	Non-Government Toals: EOM	AE	3549.98	3835.70	3800.03
44	Non-Government Toals: SSS	PE	239.46	540.00	477.96
45	Superintendent of Sanskrit Studies: Establishment	AE	27.54	32.81	39.55
46	Non-Govt. Higher Secondary Sanskrit Schools	AE	216.22	218.38	222.71
47	Government Higher Secondary Sanskrit Schools	AE	0.00	0.13	0.15
48	Educational Facility for Handicapped	AE	281.23	345.46	326.88
49	Department of School and Mass Education: EOM	AE	4719.04	7694.03	1149.12
50	Department of School and Mass Education: SSS	PE	159.84	262.35	224.08
51	Odisha Adarsha Vidyalaya	PE	40000.00	19000.01	40000.00
52	Gangadhar Meher Sikshya Manakbrudhi Yojana	PE	16979.88	17624.00	17939.60
53	Mo School Abhiyan: SSS	PE	6291.87	4000.00	4000.00
54	Mukhyamantri Medha Bruti	PE	1769.80	1774.50	1774.50
55	Odia Bhasa Bruti: SSS	PE	177.00	177.45	177.45
56	Award to best Schools for achievement in HSC Examination	PE	1058.00	1061.00	1061.00
57	Popularisation of Science and Technology Programme	PE	48.31	55.00	55.00
58	State Support for Samagra Shiksha	PE	0.00	700.44	744.01
59	Higher Secondary Schools	PE	97.97	220.00	540.00
60	Modernisation of Quality Education	PE	69.76	300.01	507.35

## CHILD BUDGET STATEMENT

(₹ in Lakh)

Sl.No.	Scheme Names	Exp.	2018-19	2019-20RE	2020-21 BE
61	Non-Govt. Higher Secondary Schools: EOM	AE	14214.42	16484.82	17361.82
62	Non-Govt. Higher Secondary Schools: SSS	PE	24440.73	43300.00	46000.00
63	Council of Higher Secondary Education	PE	916.14	800.00	530.00
64	Other Educational Facilities	PE	0.00	510.00	510.00
65	Junior Red Cross: SSS	PE	10.00	10.00	10.00
66	Oriya High Schools outside the State	PE	243.96	396.28	396.28
67	Bharat Scouts and Guide	PE	42.57	251.00	251.00
68	State Awardee Teachers	PE	0.00	40.00	0.01
69	Grants to Cultural Institutions for promotion of Art, Culture and Heritage	PE	4.95	5.95	6.95
70	English Language Training Institute	PE	95.61	124.59	124.90
71	Youth Red Cross	PE	5.99	5.00	5.00
72	Youth Welfare Policy: 2013	PE	285.20	300.00	300.00
73	Odisha State School Sports Association	PE	359.86	475.00	663.04
74	Training of Inspecting Officers	PE	9.05	10.00	10.00
75	Examinations-NTS/NMMS Examination	PE	53.97	60.00	60.00
76	Training For All- India Competitive Examinations (IAS)	PE	4.40	7.98	8.04
77	Secondary Education	PE	2728.73	3000.00	1000.00
78	Construction of Buildings	PE	3085.62	6200.00	4600.00
79	Repair Renovation and Restoration	PE	1461.78	3000.01	3000.00
80	Rastriya Madhyamik Shiksha Abhiyan	PE	38344.99	0.00	0.00
81	Scheme for providing education to Madrasas, Minorities and Disabled	PE	0.00	3150.00	1200.00
82	Sarba Sikhya Abhiyan for Universalization of Education	PE	174831.65	0.00	0.00
83	Support for Educational Development including Teachers Training & Adult Education	PE	3820.23	5.78	0.01
84	Exemption of fees under Green Passage	PE	0.00	10.00	10.00

## CHILD BUDGET STATEMENT

(₹ in Lakh)

Sl.No.	Scheme Names	Exp.	2018-19	2019-20RE	2020-21 BE
85	Samagra Shiksha	PE	0.00	301378.97	315657.99
<b>Total</b>			<b>1415340.10</b>	<b>1623958.79</b>	<b>1744508.00</b>
<b>Scheduled Tribes &amp; Scheduled Castes Development, Minorities &amp; Backward Classes Welfare Department</b>					
1	Maintenance/Special repair/Addition/ Alteration/ Renovation of School and Hostel buildings of ST & SC Devp. Department (Non-Res. Bldg.)	AE	3995.00	4400.00	4400.00
2	Sevashrams	AE	14843.44	19439.38	19928.33
3	Ashram School: EOM	AE	3075.69	4621.40	3615.94
4	Ashram School: SSS	PE	355.07	267.80	375.00
5	Higher Secondary Schools (+2 Science & Commerce College)	PE	919.19	1896.53	1534.16
6	High Schools: EOM	AE	19754.68	22098.51	22889.73
7	High Schools: SSS	PE	3777.61	4757.19	5129.24
8	Hostels: SSS	PE	14641.06	21740.82	16128.27
9	Hostels: EOM	AE	163.67	177.42	192.81
10	Hostels: CSS	PE	150.00	880.03	280.04
11	Special Educational Infrastructure (Normal)	AE	9535.04	11781.62	11441.62
12	Extra-curricular activities in ST and SC Devp. Department Schools	PE	1404.46	1455.33	1309.70
13	Scholarship and Stipend for SC Students: SSS	PE	39453.60	20904.16	32903.05
14	Scholarship and Stipend for SC Students: CSS	PE	0.00	5286.62	2711.37
15	Odisha Girls Incentive Programme	PE	1990.72	2019.15	2174.76
16	Scholarship and Stipend for ST Students	PE	54465.40	58577.17	58432.15
17	Multi-sector Development Programme	PE	2408.45	2055.89	2063.79
18	Financial assistance to ST students pursuing studies in National Institutes	PE	12.50	50.00	50.00
19	Scheme for the Development of Scheduled Caste	PE	11629.57	9841.77	12278.10
20	Umbrella Scheme for Education of ST Students	PE	25692.89	21128.86	25337.10
21	Pre-matric scholarship for OBC students: CSS	PE	1499.16	1520.00	1434.00

## CHILD BUDGET STATEMENT

(₹ in Lakh)

Sl.No.	Scheme Names	Exp.	2018-19	2019-20RE	2020-21 BE
22	Pre-matric scholarship for OBC students: SSS	PE	56.29	206.44	222.04
23	Post Matric Scholarship and stipend to OBC students	PE	3564.58	3940.00	4440.00
24	Pre-matric scholarship for Minority students	PE	0.00	14.00	18.00
25	Scholarship and stipend for Minority students: CSS	PE	0.00	118.48	123.48
26	Scholarship and stipend for Minority students: SSS	PE	0.00	170.41	241.40
27	Payment of Ex-gratia to the next of kins of SC/ST students of SC/ST Devp. Schools	PE	6027.07	4600.45	10334.48
28	Solar Energy based Electrification in the Tribal Residential Schools and Tribal villages in TASP Areas.	PE	2000.89	0.01	0.01
<b>Total</b>			<b>221416.03</b>	<b>223949.44</b>	<b>239988.57</b>
<b>Health &amp; Family Welfare Department</b>					
1	Institute of Pediatrics, Cuttack-EOM	AE	1757.07	4882.08	4405.19
2	Institute of Pediatrics, Cuttack-SSS	PE	121.25	168.01	95.24
3	Maternity and Child Welfare Centres	AE	907.60	1006.63	1154.41
4	Training of Nurses, Midwives and Lady Health Visitors	PE	1020.25	1208.78	1243.37
5	SAMPURNA – Sishu Abang Matru Mrutyuhara Sanpurna Nirakarana Abhiyana	PE	7725.00	0.00	0.00
6	Sickle Cell and Thalassemia	PE	0.00	0.01	1500.00
7	KHUSHI	PE	5000.00	3000.00	3000.00
<b>Total</b>			<b>16531.17</b>	<b>10265.51</b>	<b>11398.21</b>
<b>Labour &amp; Employees' State Insurance Department</b>					
1	Implementation of Child Labour (Prohibition and Regulation) Act,1986	PE	150.00	340.00	830.00
<b>Total</b>			<b>150.00</b>	<b>340.00</b>	<b>830.00</b>
<b>Sports &amp; Youth Services Department</b>					
1	Toiletry Expenses for Girls inmates of Sports Hostel	AE	5.14	6.50	10.00

## CHILD BUDGET STATEMENT

(₹ in Lakh)

Sl.No.	Scheme Names	Exp.	2018-19	2019-20RE	2020-21 BE
<b>Total</b>			<b>5.14</b>	<b>6.50</b>	<b>10.00</b>
<b>Rural Development Department</b>					
1	Repair of Adarsha Vidyalaya RAMSA	AE	0.00	0.00	400.00
<b>Total</b>			<b>0.00</b>	<b>0.00</b>	<b>400.00</b>
<b>Women &amp; Child Development and Mission Shakti Department</b>					
1	Repair/Addition/ Alteration of Anganwadi Centres and CDPO Office building (Non-Residential Buildings)	AE	321.21	353.33	52.59
2	District Social Welfare Organisation	AE	127.63	194.63	219.16
3	Head Quarter Establishment	AE	118.42	120.60	144.92
4	Rehabilitation of Child in need of care and protection of Juveniles in conflict with Law	AE	151.57	198.65	199.61
5	Feeding Programme-Nutrition	AE	455.63	596.92	668.23
6	Women and Child Development Department	AE	556.17	679.79	570.36
7	State support to ICDS	PE	39745.12	43099.96	46531.22
8	State Support to ICDS – Training	PE	0.00	0.00	828.64
9	Construction of Building for Anganwadi Centres	PE	2105.00	13212.34	16596.36
10	ICDS Training Programme	PE	848.21	1058.51	936.99
11	Integrated Child Development Service Schemes -District Cell	PE	431.99	830.04	875.52
12	Integrated Child Development Service Schemes-CSS	PE	172170.83	200807.12	246280.45
13	Scheme for Adolescent Girls	PE	772.84	53.05	1084.00
14	Integrated Child Protection Schemes	PE	7245.48	7685.00	7685.00
15	Biju Sishu Surakshya Yojana	PE	165.00	45.00	600.00
16	Juvenile Justice Funds	PE	1.00	1.00	500.00
17	Biju Kanya Ratna	PE	50.00	10.00	100.00
18	Social Welfare Board	PE	19.94	8.00	8.00

## CHILD BUDGET STATEMENT

(₹ in Lakh)

Sl.No.	Scheme Names	Exp.	2018-19	2019-20RE	2020-21 BE
19	State Council for Child Welfare	PE	20.70	35.00	35.00
20	State Commission for Protection of Child Rights	PE	18.59	46.23	91.23
21	Infrastructure support for renovation of Utkal Balashram	PE	0.00	3.10	1000.00
22	Information & E-Governance	PE	12.52	50.00	1000.00
23	Strategy Development for Accelerated Reduction in Malnutrition and Mission for Augmenting Nutrition	PE	0.00	500.00	4270.46
24	Supply of subsidised rice to NGO run CCIs/ Rice to Shelter Home	PE	0.00	0.00	386.00
25	Nutrition Governance	PE	0.00	0.00	1175.00
26	Financial Support on Non-GIA CCIs	PE	0.00	0.00	1150.00
27	Conditional cash transfer for Pregnant women (MAMATA)	PE	8060.00	14000.07	18307.80
28	Malati Devi Prak Vidyalaya Paridhan Yojana	PE	3010.88	4452.05	6027.45
<b>Total</b>			<b>236408.73</b>	<b>288040.39</b>	<b>357323.99</b>
<b>Higher Education Department</b>					
1	Youth Welfare Policy: 2013	PE	251.84	300.00	100.00
2	N.C.C.	PE	2301.11	2653.50	2918.86
3	National Service Scheme	PE	20.00	24.00	120.00
4	Youth Red Cross	PE	20.00	20.00	20.00
<b>Total</b>			<b>2592.95</b>	<b>2997.50</b>	<b>3158.86</b>
<b>Social Security &amp; Empowerment of Persons with Disability Department</b>					
1	Voluntary Organisation for maintenance of physically handicapped and mentally retarded children: SSS	PE	76.90	80.00	80.00
2	Voluntary Organisation for maintenance of physically handicapped and mentally retarded children: EOM	AE	2952.63	3249.76	3841.76
3	Free Laptops to visually impaired students	PE	200.00	200.00	200.00
4	Scholarship and Stipend to Handi- capped Students	PE	1290.25	1262.26	800.00

## CHILD BUDGET STATEMENT

(₹ in Lakh)

Sl.No.	Scheme Names	Exp.	2018-19	2019-20RE	2020-21 BE
<b>Total</b>			<b>4519.78</b>	<b>4792.02</b>	<b>4921.76</b>
<b>Disaster &amp; Management Department</b>					
1	Repair/Renovation of School Buildings	DRF	3802.63	0.01	0.02
2	Relief for old and infirm and destitute children	DRF	0.00	0.02	0.01
<b>Total</b>			3802.63	0.03	0.03
<b>Grand Total</b>			<b>1901273.69</b>	<b>2155633.16</b>	<b>2366575.73</b>