



EMPOWERED ODISHA • PROGRESSIVE ODISHA



ODISHA ECONOMIC SURVEY 2022-23

HIGHLIGHTS AND EXECUTIVE SUMMARY

PLANNING AND CONVERGENCE DEPARTMENT, GOVERNMENT OF ODISHA

ODISHA ECONOMIC SURVEY 2022-23

**HIGHLIGHTS AND
EXECUTIVE SUMMARY**

February 2023

Planning and Convergence Department
Directorate of Economics and Statistics
Government of Odisha

© Copyright 2023
Government of Odisha

Published by
Planning and Convergence Department
Government of Odisha

All Rights Reserved. No part of this publication may be
reproduced, stored or transmitted in any form or by any means
without the prior permission of the Government of Odisha

.....

Prepared by
Planning and Convergence Department
Government of Odisha, Bhubaneswar

Printed at:
Odisha Government Press, Madhupatna, Cuttack

The Odisha Economy Survey, 2022-23 has been uploaded on <https://odisha.neva.gov.in> for circulation among Hon'ble Members of the Legislative Assembly on 23rd February 2023. The whole document is available in the website of Planning & Convergence Department at <https://pc.odisha.gov.in/publication/economic-survey-report> and in Odisha Budget website at <https://budget.odisha.gov.in>.



FOREWORD

Suresh Chandra Mahapatra, IAS

Chief Secretary
Government of Odisha

Odisha Economic Survey of 2022-23 provides a comprehensive picture of the State's Economy with its challenges, opportunities, strategies and a broad analysis of sectoral performances. The report presents the growth trajectory under different sectors, emerging trend in services sector, prospects in tourism sector and development in health and sports infrastructure. The survey provides a view of state's significant transformation in the field of healthcare, education, skill development, women empowerment, urban initiatives like Jaga Mission and Drink from Tap mission, Child protection measures and safety measures for weaker section.

The economy grew at 7.82 per cent in 2022-23 which is higher than pre-COVID average growth of 7.1 percent (2012-13 to 2019-20). Industry and service sectors have been the major engines of economic growth in the State in the recent years. Odisha has achieved impressive growth in the last two decades. First, the State has grown faster than many states and all-India. Second, economic growth has been steady. Third, industry has been the engine of growth and the services sector is picking up. The Government of Odisha has prudently managed the state's finances to have a very comfortable fiscal position.

Effective tackling of natural disasters, high capital spending, increasing receipts from minerals, low inflation relative to neighbouring states, moderate unemployment, power and manufacturing sector reforms, promotion of start-ups and fiscal prudence have helped the state to rise to new peaks over the years. The State witnessed significant growth in the air transport sector with opening of new airports, new routes. Odisha has considerable potential in tourism sector which will have positive impact on jobs and investments in other sectors such as transport, hotels, construction.

There is steady growth of the economy over last 20 years with reduction in poverty increase in per capita income and financial sustainability. The state came up with infrastructure development in the field of health, education, sports, tourism, irrigation and rural connectivity. A robust health care system with the message "Accessible healthcare for all" shows the commitment of State for its

citizens. In order to promote quality education the State has embarked upon High School Transformation Programme and establishment of Odisha Adarsha Vidyalayas (OAVs). We have given utmost priority for skill development of youth through World Skill Center and Skilled in Odisha –tag has now received global recognition. Investment in youth has been the priority of the State.

Integrated development of heritage, monument and tourist destinations has been undertaken through ABHADA, EKAMRA and SAMALAI. Tourism is identified as a sector with enormous potential for employment and livelihood opportunities. Recently, the State successfully hosted Men's Hockey World Cup 2023 in Odisha. Sports infrastructure as well as training facilities have also been expanded in a big way.

The State focuses on women empowerment through Mission Shakti and also provided nutritional health support to children. Odisha is emerging as the investment hub of Eastern India. Recently, Government have organized Make In Odisha Conclave 3.0 in 2022 to attract private investment.

The State is committed to achieving the SDGs and has been taking strategic initiatives to localize the SDGs so that no one is left behind and the development undertaking is relevant to local need and aspiration.

The various data on important socio-economic indicators referred to in the Report will be of use to researchers, policy planners, academicians and members of the civil society.

I compliment the efforts of Planning and Convergence Department and Directorate of Economics and Statistics for preparation of the Odisha Economic Survey 2022-23 and wish the publication all success. I hope this document with various socio economic indicators will serve as a useful reference material for policy makers, academicians, researchers and other stakeholders.



(S.C. Mahapatra)



PREFACE

Pradeep Jena, IAS

Development Commissioner-cum- Additional Chief Secretary
Government of Odisha

The Odisha Economic Survey 2022-23 highlights the performance and structural changes writ large in the state's economy. It offers a comprehensive assessment of all sectors of the economy with challenges faced and responses thereto of the Government in terms of new policy initiatives as well as implementation of development schemes and programmes. The report embodies the macro view of the economy, fiscal performance and progress across major sectors of State's economy.

Odisha economy continued the remarkable upsurge post-pandemic, growing at a rate of 11.5 per cent in 2021-22 and 7.8 per cent in 2022-23. These growth rates have not only been significantly higher than that at the national level for the corresponding years, but also surpassed the pre-pandemic trend of performance. As a consequence, the state's per capita income has risen to INR 1,50,676 in 2022-23(AE) thereby dramatically shrinking the gap vis-à-vis the national level to half of what it used to be in 2011-12.

State's fiscal performance remained satisfactory during 2021-22 and the trend is expected to persist in 2022-23. The State has consistently reported a revenue surplus and has maintained gross fiscal deficit within FRBM limits. Debt to GSDP ratio in the State has been maintained below the threshold limit of 25 percent consistently over the last 15 years. The capital outlay of State in 2022-23(BE) is almost 8.6 times of its value in 2011-12 and is 5.1 percent of GSDP.

Development expenditure of the State has increased more than four times in 2022-23(BE) over 2011-12 with a view to achieving sustainable and inclusive growth and development. The transformative shift from Agriculture to Industry and service sector have been quite visible with the shares of Industries and Services sector in GSDP expected to increase to 41.3 percent and 36.2 percent respectively. Government's proactive initiatives in the industry sector, like "Make in Odisha Conclave", "Industrial Policy 2022", "Odisha Apparel and Textile Policy", "Odisha Logistic Policy 2022" and "Export Promotion Policy 2022" is expected to give a fillip to development of a robust industrial ecosystem in Odisha. On the other hand, critical strategic shifts have taken place in agriculture. While crop production and productivity has shown steady improvement, crop diversification has progressed apace with a focus on climate-resilient crops. Comprehensive and innovative interventions have been taken up in various sub-sectors by several

Missions (e.g., “Jackfruit Mission”, “Spices Mission”, “Mushroom Mission”, “Floriculture Mission”, etc.). Odisha Millet Mission, launched in 2017-18 to develop a sustainable food system of millets ensuring nutritional security for vulnerable rainfed areas of the State, has been very successful in increasing area under millets apart from promoting healthy food habits in the communities.

Performance in the education sector has shown major strides. The multi-pronged push for quality human resources, infrastructure and institution development and governance through “Mo-School”, “Mo-College” & “Adarsha Vidyalaya” as well as the across-the-board adoption of the 5T transformation Approach has been very effective. Similarly in health, performance has been nothing less than transformative. With the universalised Health Assurance under the Biju Swasthya Kalyan Yojana (BSKY), access to quality preventative and curative health services including critical care has been achieved for all on the ground. Special attention has been given to nutrition security and eradication of anaemia under Anaemia Mukta Lakhya Abhiyan (AMLAN) for all affected people including pregnant women, lactating mothers, women of reproductive age group, adolescents and children.

Empowerment of youth and women is bringing about societal metamorphosis. The makeover of youth into a powerhouse of change through sports, creativity and animation has been palpable. The construction of World’s largest Hockey Stadium in Rourkela and hosting of the Men’s Hockey World Cup 2023 are only the tell-tale signs of a deeper transformation happening in the state. With the support of Mission Shakti, women are continuously scaling new heights in terms of economic and social entrepreneurship and leadership. From participating in Self-Help Groups to being captains of growing number of small and medium enterprises women have been championing electrifying change touching all rungs of society and development. The vision for SHGs is to become SMEs in future .

The Government of Odisha has wholeheartedly embraced and integrated the Sustainable Development Goals in all aspirations and actions for development and transformative change. Quality of life for everyone with equity, equality and planetary sustainability is innate to the Dharma of the State and Government. The Hon’ble CM’s call of “Every Life is precious for us...” has been the guiding Mantra for all the initiatives for the New Odisha, Empowered Odisha. This Mantra has been successfully demonstrated in mitigating the impacts of various disasters, effectively arresting the COVID-19 pandemic, and reaching the benefits of development to people of all social groups Leaving No One Behind. This is the essence of the transformative governance and development agenda of the State.

This document throws light on multiple aspects of the governance and development agenda of the state in action. It is the result of the combined efforts of all departments of State Government, Officers and Staff of Planning and Convergence Department, Directorate of Economics and Statistics and PwC team.

I hope the Odisha Economic Survey Report 2022-23 will serve as a useful reference document for the policy makers, researchers, academicians and also as a pathfinder for students and all those who have abiding interest in the State’s economy as well as the public in general.



(Pradeep Jena)



INTRODUCTION

Vishal Kumar Dev, IAS

Principal Secretary,
Finance Department
Government of Odisha

Economic Survey provides the basic data on the State's economy, various fiscal indicators and efforts of State Government to bring fiscal discipline in the State. Economic Survey also provides an overview of the State's finances and ability to provide resources for social and economic development of the State.

Government of Odisha is known for its prudent fiscal management. Odisha has been fully compliant with the FRBM act 2005 right since its enactment. It is among the handful of State that have posted revenue surplus for several years during this period. The State continuously strives to enhance fiscal sustainability and improve budget performance by strengthening medium-term fiscal framework and improving budgetary transparency. With the objective of further improving budget credibility, the State has introduced 'Strategic Budget making process' in preparation of the budget for the ensuing years. The developmental revenue expenditure of the State has increased more than four times in 2022-23 (BE), from its level in 2011-12.

The Revenue account has been in surplus for more than 15 years now. Primary deficit has been below 2 percent of GSDP during the last five years except 2019-20. Debt-GSDP ratio is being maintained below 25 percent, the statutory benchmark.

The State has taken various fiscal risk management measures to address the risks arising out of termination of GST compensation to States, volatile revenues from mining, decline in Odisha's share in tax devolution, state's contingent liabilities in power sector and public private partnerships especially infrastructure and the frequent natural disasters.

The Economic Survey provides a detailed account of the prudent management of state's finances and public financial management reform measures and other sectoral reforms undertaken by Government, which I hope will receive wider appreciation.

(Vishal Kumar Dev)



ACKNOWLEDGEMENT

Debendra Kumar Jena, I.A.S. (Retd.)

OSD-cum-Special Secretary,
Planning & Convergence Department
Government of Odisha

Odisha Economic Survey 2022-23 presents a macro picture of the State's economy, development scenario, new policy measures and possible opportunities of the State. The Report is the collective effort of Planning & Convergence Department, Directorate of Economics & Statistics and contribution of all Departments of State Government.

We are extremely grateful to Shri Suresh Chandra Mahapatra, I.A.S, Chief Secretary & Chief Development Commissioner for his valuable guidance, support and intellectual inputs. He chaired the meeting of the Steering Committee and shared his views for further refinement of the draft report.

Our sincere gratitude to Shri Pradeep Kumar Jena, I.A.S., Development Commissioner & Additional Chief Secretary as a mentor at every step, sharing his vision and guided the team throughout in preparation of the report. His concerted efforts culminated in bringing the report in the present form.

We are profoundly grateful to the guidance and support of Smt. Anu Garg, I.A.S., Additional Chief Secretary at the last mile and as a Member of the Contract Monitoring Committee. We are also thankful to other Members of the Committee Sri Hemant Sharma, I.A.S., Principal Secretary, Industries, Shri Vishal Dev, I.A.S., Principal Secretary, Finance, Sri Dhaneswar Mallik, O.S.J.S., Principal Secretary - in - Charge, Law and Sri Manoj Kumar Mishra, Principal Secretary, E&IT for their guidance in on boarding the team from PwC India for professional support.

We are also grateful to Smt. Chitra Arumugam, Special secretary, Planning & Convergence Department for substantially enriching it with recent developments in SDG and overall review.

We express our special gratitude to the Additional Chief Secretaries, Principal Secretaries and Secretaries of different Departments for their personal involvement in providing up to date inputs and feedback in preparing an analytical and useful document.

We thankfully appreciate the contribution of Prof. Asit Mohanty, Chair Professor, CEFT, Xavier University, Bhubaneswar for his valuable inputs. Our special thanks to the resource person Dr. R. N. Patra, Retired Reader (Economics) and Honorary Prof, Council of Analytical Tribal Studies, Koraput, Dr. Manoj Kumar Das, Senior Assistant Professor, (Economics), Ravenshaw University, Dr. Siba Sankar Mohanty, Reader, Department of A&A Economics, Utkal University, in drafting various Chapters. Their valued contributions are highly acknowledged. Dr. Satya Priya Rath IAS, Director, Budget and Smt. Supriya Prusty, Deputy Director(Statistics) of Finance Department, Dr. Sujata Priyambada Parida, Deputy Director, (Statistics), Agriculture & Farmers Empowerment Department, Sri D.K. Bariha, Deputy Director, WR Department, Dr. Kailash Chandra Pani, ex-Joint Director, Dr. B.N. Mohapatra, ex-Joint Director, (SR), DE&S being part of the resource team for drafting the respective chapters. Their valued contributions have enriched the document in many ways.

The untiring work of the Officers & Staff of DE&S needs special mention. Dr. B. B. Nanda, Director, Economics and Statistics and his team of Officers and staff : Ms. Prabhati Rani Pradhan, Joint Director-I, Dr. B. N. Mohanty, Joint Director, Sri B. K. Tripathy, Deputy Director, Smt. Jayashree Rath, Deputy Director, Smt. Kabita Pattnaik, Deputy Director, Sri Laxmidhar Biswal, Deputy Director, Smt. Sarojini Routray, Asst. Director, Sri Rankanidhi Nayak, Asst. Director, Sri S. M. Panda, Asst. Director, Smt. Bela Jena, Asst. Director, Sri Kshiroda Kumar Sahoo, Statistical Officer, Abdul Amir Khan, Statistical Officer, Sri B. P. Rath, Statistical Officer, Sri Sarat Chandra Sahoo, OSD and Smt. Bidyutlata Patasani, Artist contributed significantly in data collection, compilation and drafting of different chapters of the Economic Survey 2022-23 throughout. Their diligent effort to bring out this publication is praiseworthy.

Our appreciation go to to the dedicated team of Planning & Convergence Department. Smt. Sudhapriya Das, Additional Director, Smt. Manasi Satpathy, Additional Director, Smt. Sudha Panda, Deputy Director, as resource person and overall co-ordination of the report. Commendable work done by Sri Nabhendu Mallik, Asst. Director, Sri Debashis Mishra, S.O., and Ms. Subhasree Priyadarsini, A.S.O. who supported generously from inception stage to preparation of chapters and in printing of the report through timely coordination with all stakeholders for publication of the report in time.

We greatly appreciate the support of PwC Team, who put in their best effort in bringing out the report in the present form. The PwC Team including Dr. Manoranjan Pattanayak, Executive Director, Mehul Gupta, Team Leader, Pradeep Kumar Sahoo, Economist, Dr. Anirudh Barik, Economist, Devanand Yadav, Socio-Economic Expert, Sayandeep Chattopadhyay, Socio-Economic Expert, Debayan Hazra, Data Analyst, Dr. Biswajit Mondal, GIS Expert, Shantanu Sharma, Specialist, Dr. Suman Chakraborti, Specialist and Ipsit Rath, Specialist have special contribution in editing, reviewing and developing infographics to make the Odisha Economic Survey, 2022-23 a comprehensive reader friendly document.

We extend our thanks to Shri Jyoti Ranjan Swain of “Third Eye” and his Team for the cover design, layout and preparation of printable format of the document with a new look and feel.

The support of Officers and staff of Odisha Government Press, Cuttack is highly acknowledged for producing high quality print of the Highlights and Executive Summary of the document. We gratefully acknowledge the contribution of all those persons who are directly and indirectly associated with this publication.

Comments or suggestions are invited from our valued readers for further improvement of the Report which will be highly appreciated.



(Debendra Kumar Jena)

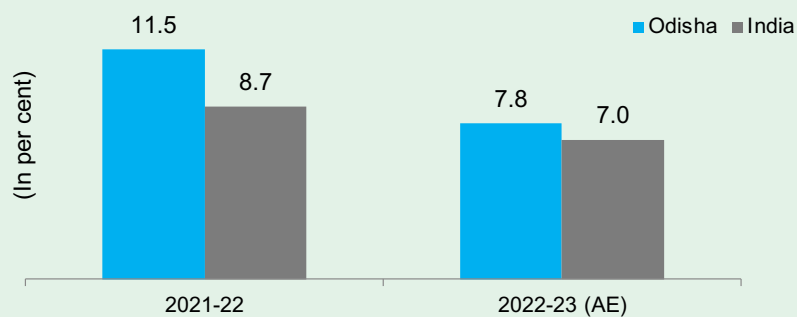
A white outline map of the state of Odisha is centered on the page. The text is placed within the map's boundary.

HIGHLIGHTS OF ODISHA ECONOMIC SURVEY 2022-23

ECONOMIC GROWTH, PER CAPITA INCOME, PRICE AND EMPLOYMENT

Figure 1 ▶ Economic Growth Rate- Odisha and India at Constant Prices

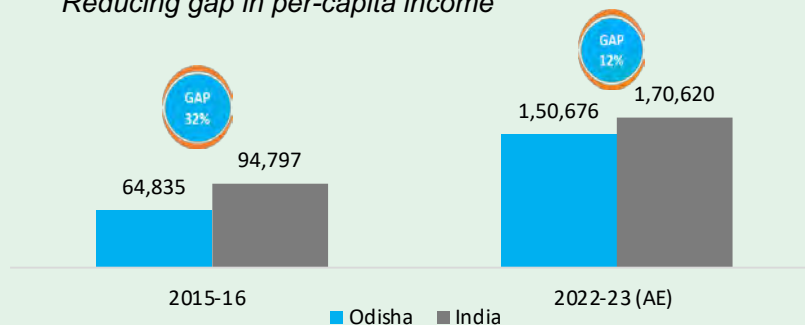
Odisha is growing at higher rate than India



Source: DE&S, GoO; MoSPI, GoI

Figure 2 ▶ Per Capita Income at Current Prices (INR) - Odisha and India

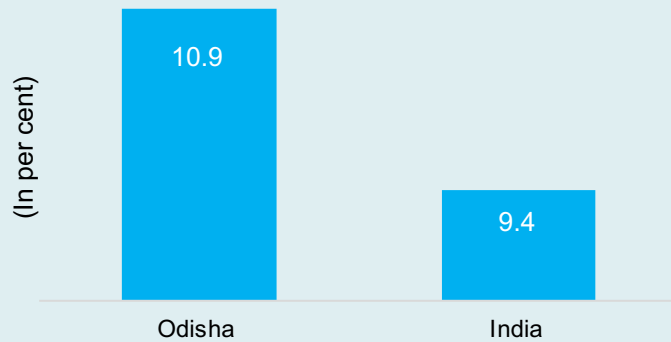
Reducing gap in per-capita income



Source: DE&S, GoO; MoSPI, GoI



Figure 3 ▶ Per Capita Income Growth between 2011-12 to 2022-23- Odisha and India (CAGR)



Source: DE&S, GoO; MoSPI, Gol

Note: CAGR is calculated for per capita income at current prices.

Figure 4.A ▼ Inflation in Odisha

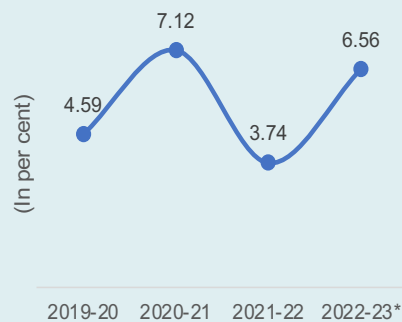
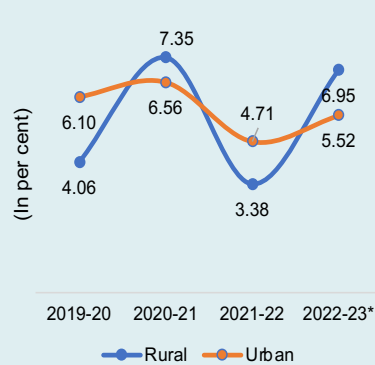


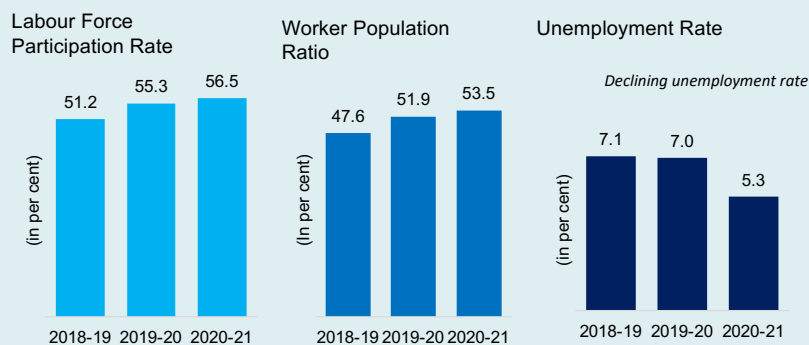
Figure 4.B ▼ Rural and Urban Inflation in Odisha



Source: MoSPI, Gol

Note: Over year figures. *April to December 2022

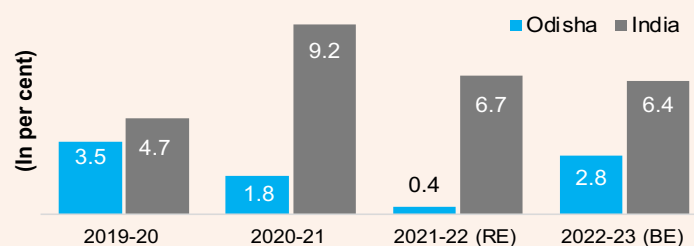
Figure 5 ▶ Labour Force Participation, Worker Population Ratio and Unemployment Rate - Odisha



Source: Periodic Labour Force Survey (PLFS), NSSO, MoSPI, Gol (multiple rounds - 2018-19, 2019-20, 2020-21)

FISCAL MANAGEMENT

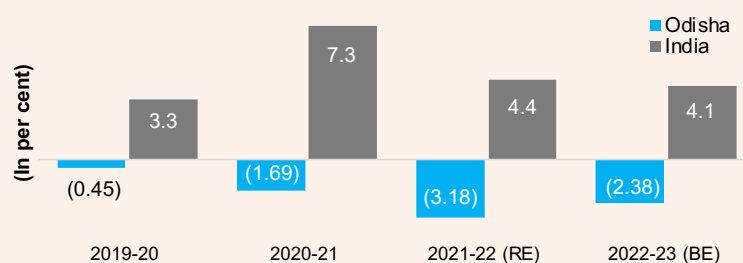
Figure 6 ▶ Fiscal Deficit to G(S)DP - Odisha and India



Source: Annual Budget documents, GoO; Budget at a Glance, Gol

Note: For 2021-22, India's figures are actuals

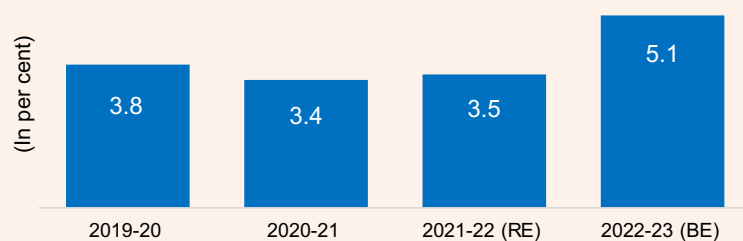
Figure 7 ▶ Revenue Deficit to G(S)DP - Odisha and India



Source: Annual Budget Documents, GoO; Budget at a Glance, Gol

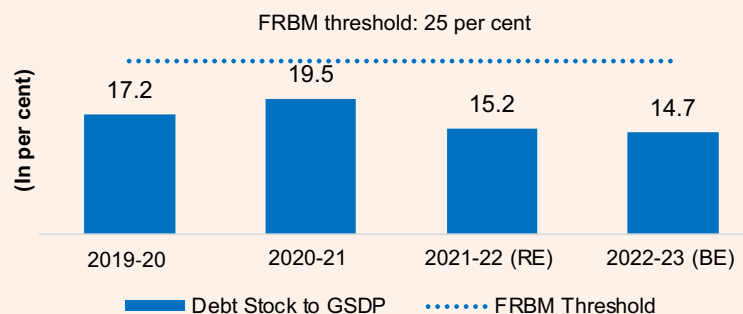
Note: Parenthesis () indicates surplus. For 2021-22, India's figures are actuals

Figure 8 ▶ Capital Outlay as per cent of GSDP - Odisha



Source: Annual Budget Documents, GoO

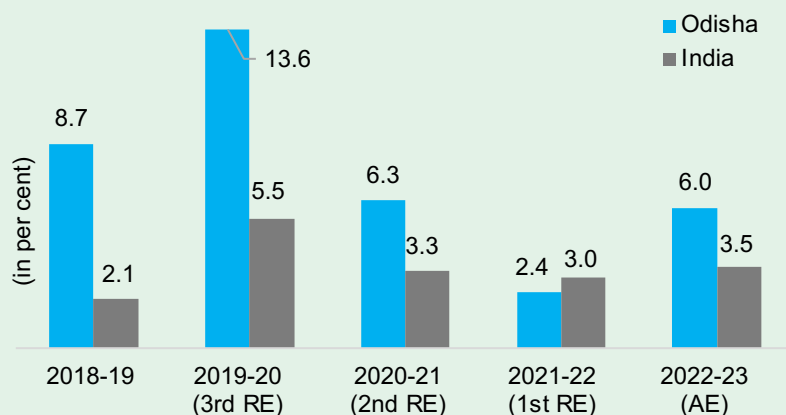
Figure 9 ▶ Debt to GSDP Ratio - Odisha



Source: Annual Budget Documents, GoO

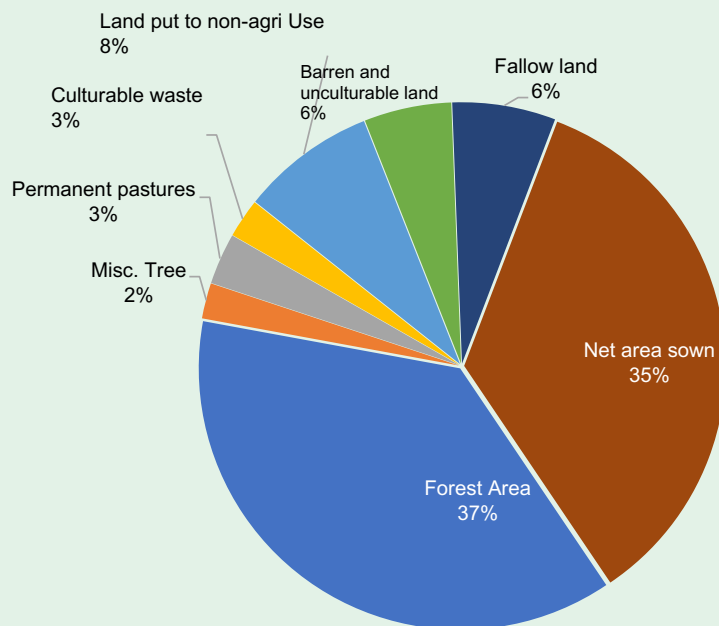
AGRICULTURE AND ALLIED SECTOR

Figure 10 ▶ Growth of Agriculture & Allied Sectors at Constant Prices - Odisha and India



Source: DE&S, GoO & MoSPI, GoI

Figure 11 ▶ Distribution of Land Use Pattern - Odisha, 2021-22

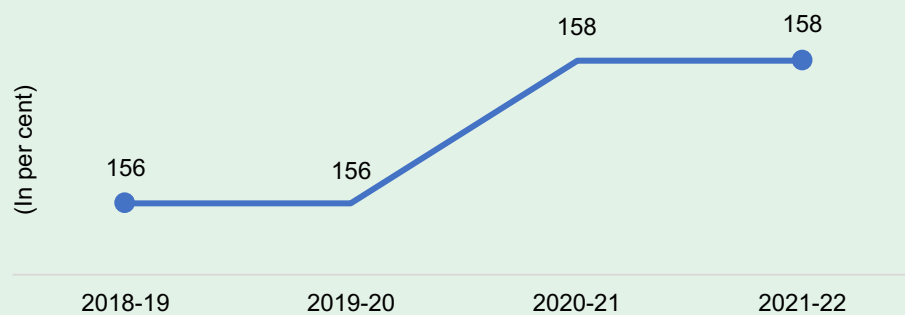


Source: Directorate of Agriculture and Food Production, GoO





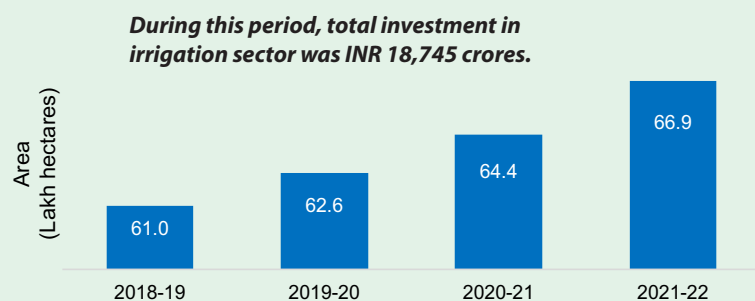
Figure 12 ▶ Trend of Cropping Intensity - Odisha



Source: Directorate of Agriculture & Food Production, GoO

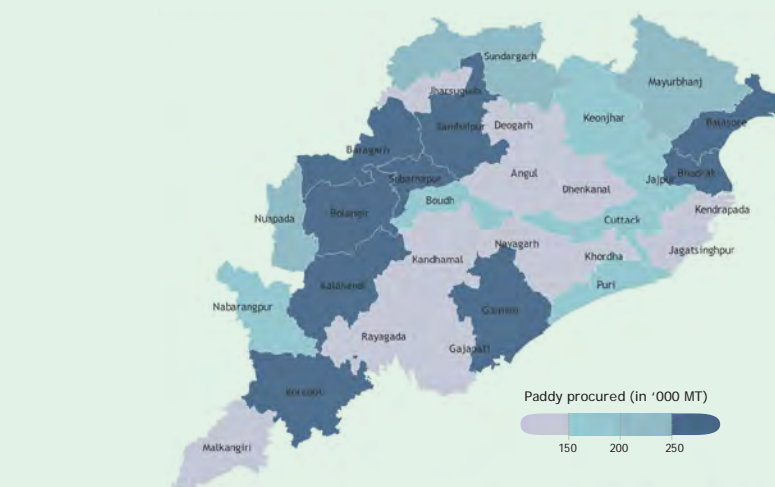


Figure 13 ▶ Irrigation Potential Created (IPC) - Odisha



Source: Water Resource Department, GoO

Figure 14 ▶ District wise Paddy Procurement - Odisha, 2021-22



Source: FS & CW Department, GoO

Figure 15 ▶ Distribution of area under Cereals, Pulses, Oilseeds, Vegetables and Fruits for the year 2021-22- Odisha

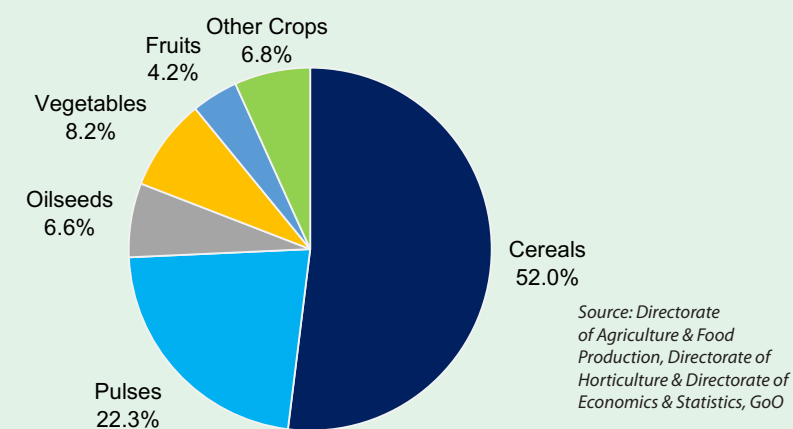







Figure 16 ▶ New Policy Initiatives in the Crop sector

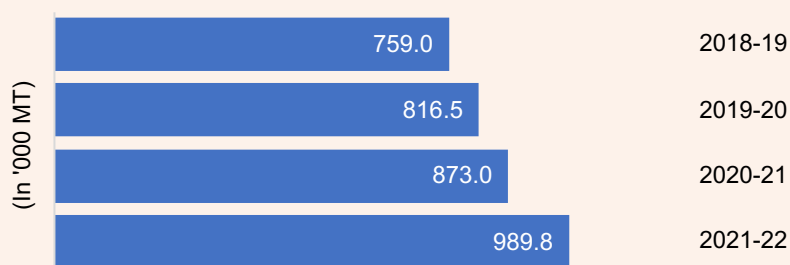
 <p>Odisha Mushroom Mission</p> <p>This mission aims to make the state self-sufficient in production of button mushroom and a net exporter of paddy straw and oyster mushroom by involving women SHGs/ FPOs through area expansion and promotion of value-added products between 2022-23 and</p>	 <p>Odisha Spices Mission</p> <p>The mission will double the area under spices and promote primary processing of spices by establishing market linkages through buy-back arrangement involving women from SHGs/ FPOs in selected clusters.</p>
 <p>Odisha Jackfruit Mission</p> <p>During 2022-23 and 2023-24, the mission will cover 50 potential blocks across 9 identified districts. The key objectives of the Mission are (i) to expand the area under jackfruit cultivation by 1500 Ha in 5 years, (ii) Production of Quality Planting Material including 5 lakh local elite varieties and grafts.</p>	 <p>Odisha Floriculture Mission</p> <p>The mission will make the state self-sufficient in production of Loose flowers in first three years of the mission period through area expansion in 30 districts. In addition, this also aims make the state a net exporter of cut flowers in five years involving women SHGs.</p>
 <p>Odisha Millet Mission</p> <p>Odisha Millet Mission (OMM) is a uniquely designed government-facilitated multi-stakeholder intervention with a “fork to farm” approach. It focuses on developing a sustainable food system of millets and ensuring nutritional security for vulnerable rainfed areas of Odisha. Odisha was recognized as the best-performing millet promotion state award at the National Convention on Nutri-Cereals in 2021 and 2022 by the Ministry of Agriculture & Farmers’ Welfare, Government of India and Indian Institute of Millets Research. The Ministry of Agriculture & Farmers’ Welfare, Government of India, and NITI Aayog identified OMM as one of the best models and asked different state governments to adopt the OMM approach for the promotion of millets. World Food Program identified OMM as one of the best practices that can be replicated in other states and other countries in Africa as part of the South-South Collaboration.</p>	

Source: Directorate of Agriculture & Food Production, Directorate of Horticulture, GoO



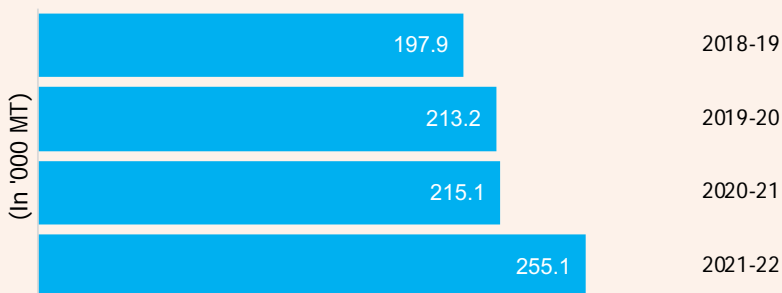
FISHERIES, ANIMAL HUSBANDRY AND DAIRYING

Figure 17 ▶ Production of Fish - Odisha



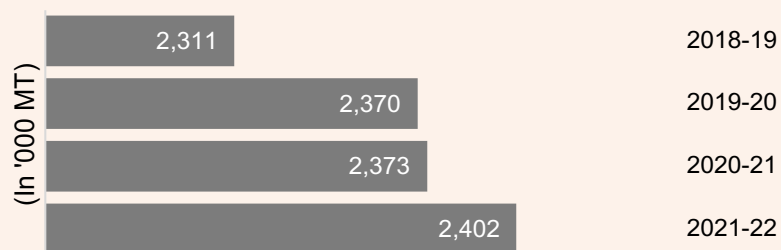
Source: Directorate of Fisheries, GoO

Figure 18 ▶ Export of Fish (to other states/countries) - Odisha



Source: Directorate of Fisheries, GoO


Figure 19 ▶ Milk Production - Odisha



Source: F&ARD Department, GoO

INDUSTRY SECTOR

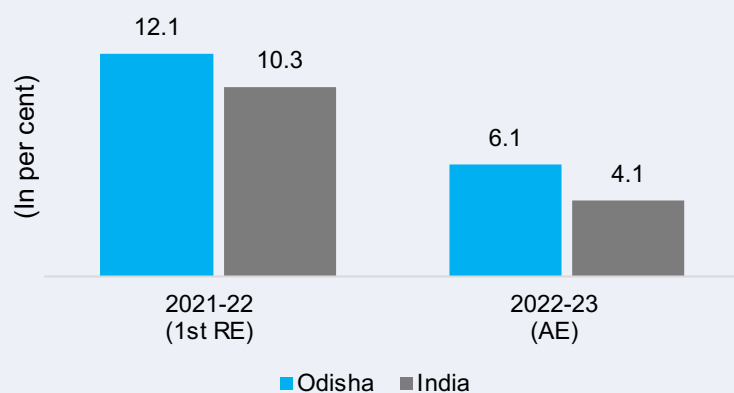
Figure 20 ▶ Share of Industry Sector in G(S)VA - Odisha and India (2022-23 AE)



Source: DE&S, GoO; MoSPI, Gol

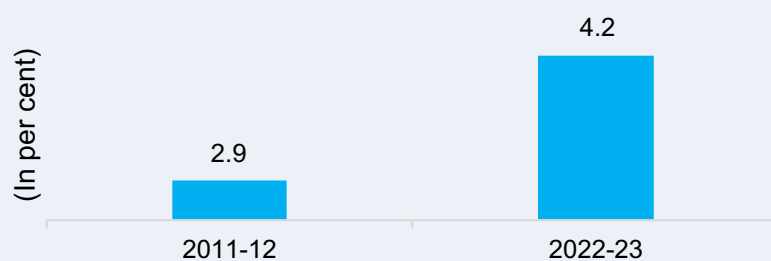
Note: Share is calculated at current prices.

Figure 21 ▶ Annual Growth of Industry Sector at Constant Prices - Odisha and India, 2022-23 AE



Source: DE&S, GoO, and MOSPI, Gol

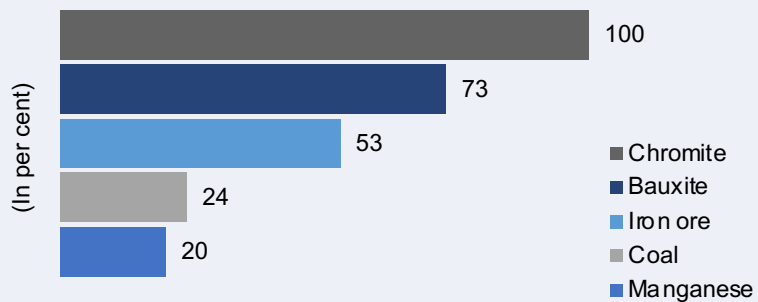
Figure 22 ▶ Share of Odisha in India's Manufacturing GVA at Current Prices



Source: DE&S, GoO, and MOSPI, Gol

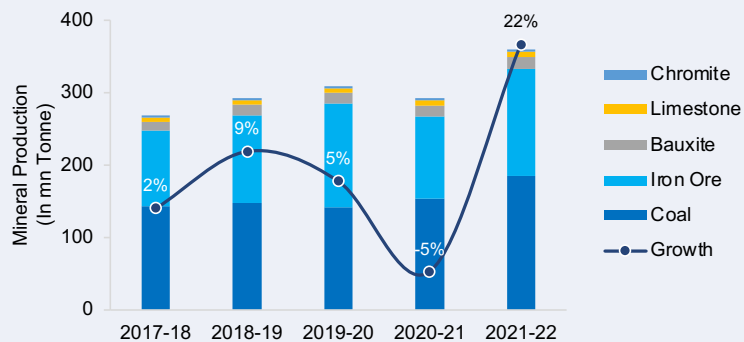


Figure 23 ▶ Share of Odisha in Major Mineral Production in India, 2021-22



Source: Directorate of Mines, GoO

Figure 24 ▶ Mineral Production - Odisha



Source: Directorate of Mines, GoO

Figure 25 ▶ Make in Odisha Conclave 2022



Source: IPICOL, Odisha

Figure 26 ▶ Key New Policy Initiatives

Odisha Industrial Policy Resolution, 2022



To enabled development of a robust industrial ecosystem focused on broad basing of industry and rapid development of industrial infrastructure

Odisha Logistics Policy, 2022



To map, develop and augment logistics facilities across the state, improve efficiency of supply chain, decarbonise logistics sector

Odisha Export Promotion Policy, 2022



To take Odisha to the league of top-five exporting states in the country, achieve an export target of Rs. 3.5 lakh crore by 2026-27

Odisha Apparel & Technical Textiles Policy, 2022



Investor attraction initiatives include incentives like Capital Investment Subsidy, Employment Cost Subsidy, and Market Development Initiative

Odisha IT Policy, 2022



To ensure the acquisition of a higher degree of employability skills for its people, provide a strong foundation to Start-ups, Investors and Ideates to promote innovation & entrepreneurship in the state

Odisha Tourism Policy, 2022



To promote sustainable and responsible tourism and accelerated development of the tourism and hospitality sector



Odisha Data Centre Policy, 2022

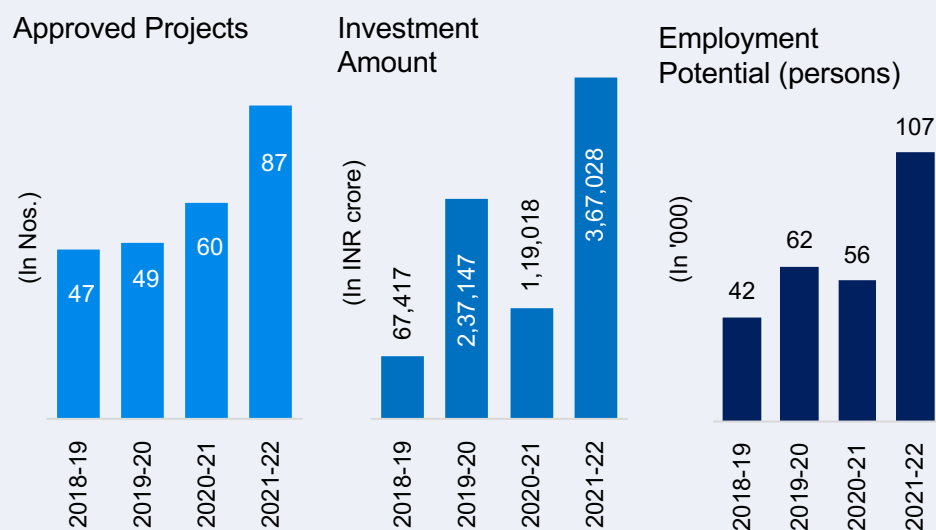
Aims to transform Odisha into a "Data Centre Hub" by 2025

PAReSHRAM Portal

For Ease of Doing Business, the Labour and ESI Department has launched its Airport 'Par-e-Shram'. The portal creates the industrial ecosystem by bringing end-to-end online, over 50 services related to industry and labour and operated by Directorate of Labour and Directorate of Factories and Boilers. Every commercial venture/establishment in the State will have to use this portal as single point digital access solution. 'Par-e-Shram' covers all approvals and payments across all industries, establishments, shops and contractors related to registration, renewals, licenses, amendments, transfer of ownership, plan approach, cancellation, closures under 15 Labour Acts.

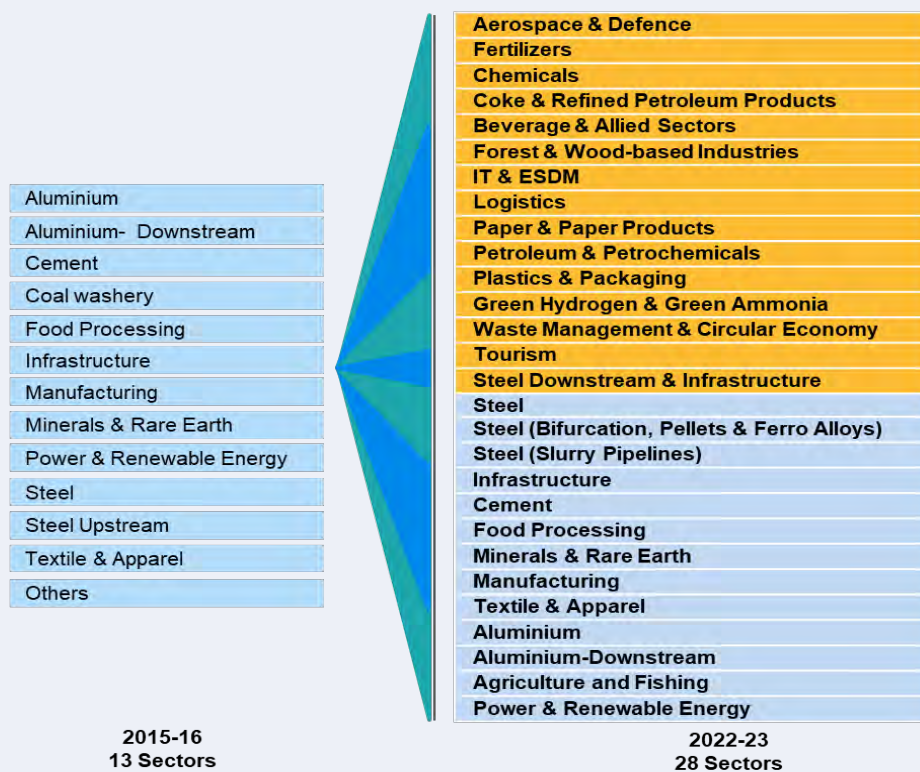


Figure 27 ▶ Number of Projects Approved, Investment Received and Employment Potential - Odisha



Source: IPICOL, GoO

Figure 28 ▶ Sectoral Diversification
(Number of sectors with approved projects)



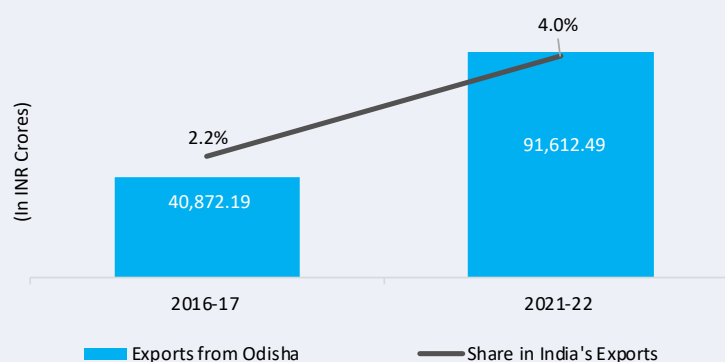
Source: IPICOL, GoO

Figure 29 ▶ Category wise cumulative number of MSME units set up in Odisha (up to 2021-22)



Source: Directorate of Industries, GoO

Figure 30 ▶ Odisha's Exports and its share in India's Exports



Source: State-wise Export Data, Monitoring Dashboard, Ministry of Commerce and Industry, Gol

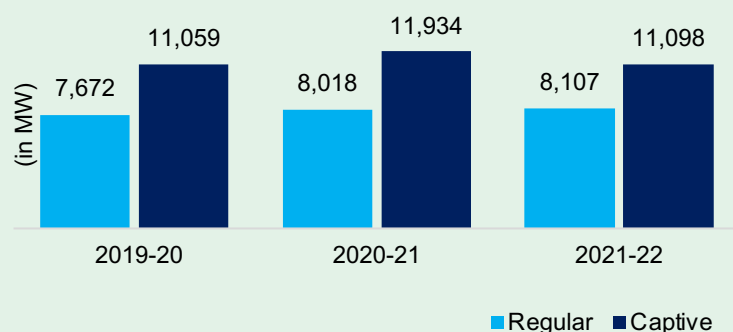
Table 1 ▶ Major Export Products from Odisha (Values in INR crore)

Products	2019-20	2020-21	2021-22	Share in Value of Exports for 2021-22 (per cent)
Metallurgical	24,811	8,123	86,727	68.02
Engineering, Chemical and Allied	4,434	7,855	15,496	12.15
Minerals	14,627	26,190	19,374	15.20
Agriculture and Forest	187	178	469	0.37
Marine	3,029	3,114	4,462	3.50
Handloom	1	0	2	0.00
Handicraft	3	8	9	0.01
Textile	132	206	930	0.73
Pharmaceutical	6	9	16	0.01
Others	12	37	11	0.01
Total (Merchandise)	47,242	75,718	127,498	-
Electronics and software	4,500	4,701	-	0.00
Total	51,742	80,419	127,498	100

Source: Directorate of Export Promotion and Marketing, GoO

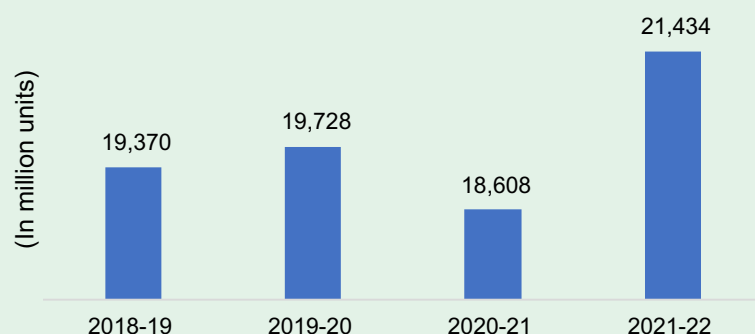
INFRASTRUCTURE SECTOR

Figure 31 ▶ Installed Capacity of Power Plants



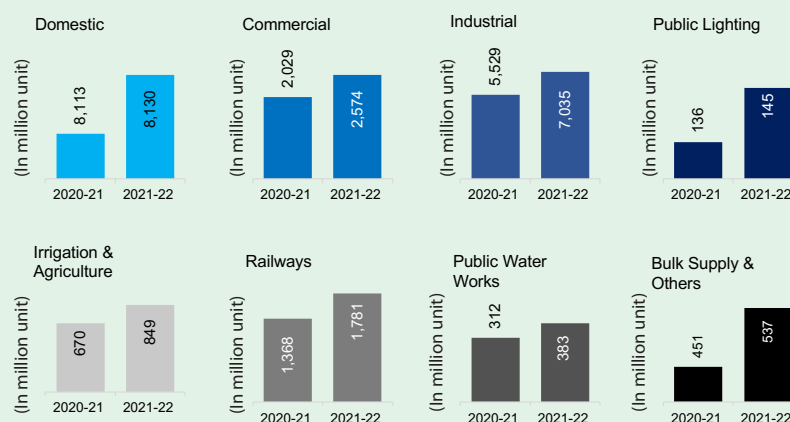
Source: GRIDCO, Odisha; Office of EIC-cum-Principal Chief Electrical Inspector, GoO

Figure 32 ▶ Total Power Consumption - Odisha



Source: GRIDCO, GoO

Figure 33 ▶ Sector wise Power Consumption - Odisha



Source: GRIDCO, GoO

Figure 34 ▶ Types of Road Length in Odisha (2021-22), Total and Navigable Length of Waterways in (2020-21) and Total Number of Bridges in Odisha (2022-23)

Total road length 338,450 Km

National highway



5753 km

State highway



4173 km

Total length of river/ canals/ lakes

2425 km

Navigable river

1555 km



Total number of bridges completed under 'Biju Setu Yojana' between 2011-12 to 2022-23 (up to January 2023)

1238

Source: C.E, NH, C.E R&B, GoO; Statistics of Inland Water Transport 2020-21, GoI; Rural Development Department, GoO

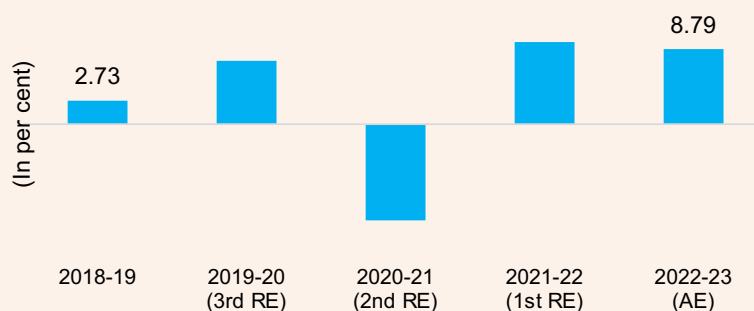


Figure 35 ▶ Key Transport and Connectivity Network - Odisha



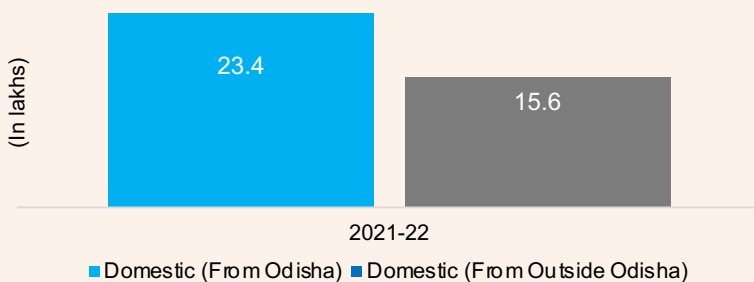
SERVICES SECTOR

Figure 36 ▶ Growth of Services Sector - Odisha at Constant Prices



Source: DE&S, GoO, and MOSPI, GoI

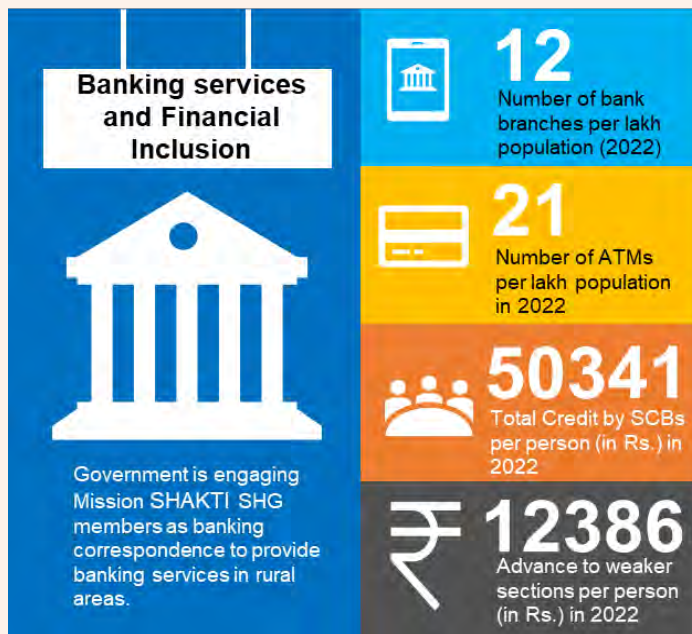
Figure 37 ▶ Tourist Arrival in Odisha




Source: Department of Tourism, GoO



Figure 38 ▶ Level of Banking Services and Financial Inclusion - Odisha



Source: SLBC 167th Issue, Odisha

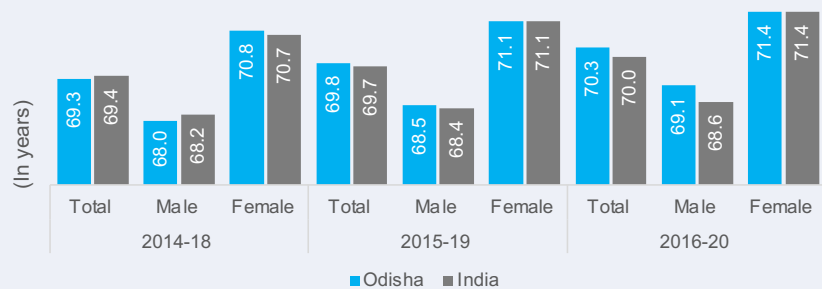


BSKY HIGHLIGHTS

- 96.5 lakh families covering over 3.3 crore people of Odisha are provided with annual cashless health coverage of Rs 5 lakh for family and additional Rs. 5 lakh for female member after exhaust of initial limit.
- A total 604 hospitals (498 within and 106 outside the State) empanelled, 2056 packages covered under BSKY.
- Around 90,000 claims amounting to Rs. 200 cr cashless treatment is being provided under BSKY per month with 97% positive patient feedback.

SOCIAL SECTOR

Figure 39 ▶ Increasing Life Expectancy- Odisha and India



Source: SRS, RGI, GoI

Figure 40 ▼

Budgetary Allocation to Health and Family Welfare Department - Odisha

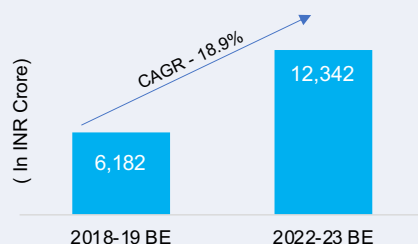


Figure 41 ▼

Share of Health and Family Welfare Department in Total Budget - Odisha

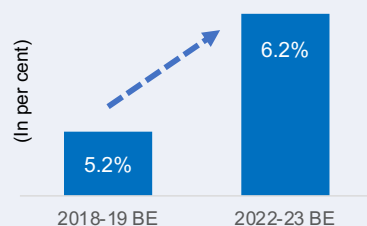
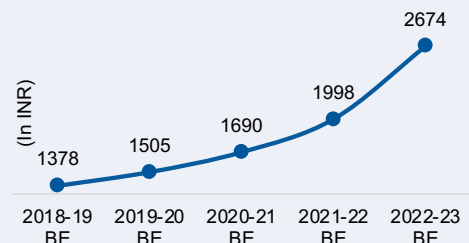


Figure 42 ▼

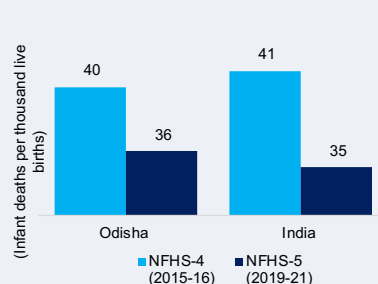
Per capita budgetary allocation to Health and Family Welfare Department - Odisha



Source: Department of Health and Family Welfare, GoO

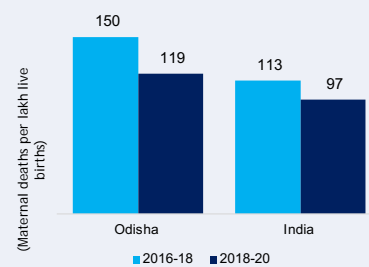


Figure 43.A ▼
Infant Mortality Rate - Odisha and India



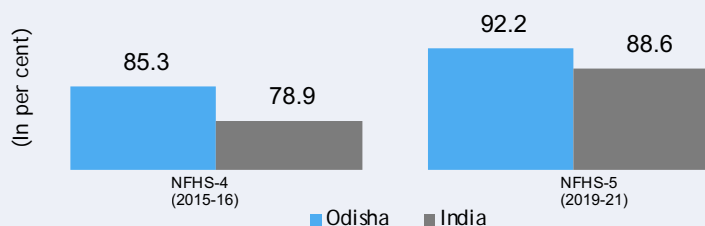
Source: NFHS-4 (2015-16) and NFHS-5 (2019-21), State Fact Sheet – Odisha, MoHFW, GoI

Figure 43.B ▼
Maternal Mortality Ratio - Odisha and India



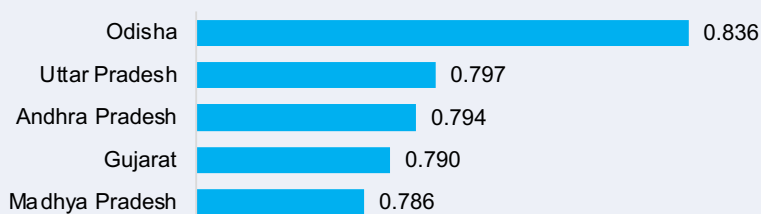
Source: SRS, RGI, GoI

Figure 44 ▶ **Institutional Births - Odisha and India**



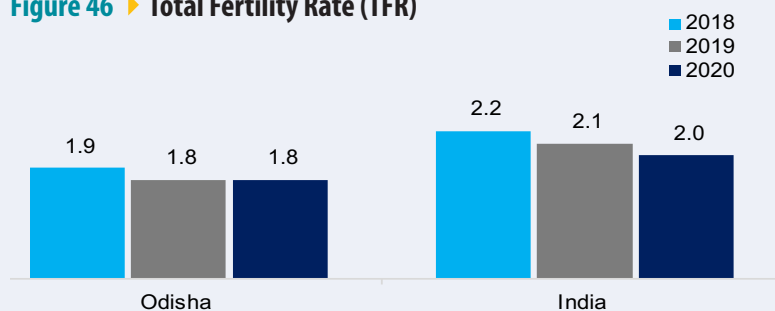
Source: NFHS-4 (2015-16) and NFHS-5 (2019-21), State Fact Sheet – Odisha, MoHFW, GoI

Figure 45 ▶ **Top Five States in NFSA Index, 2022**



Source: Ministry of Consumer Affairs, Food and Public Distribution, India

Figure 46 ▶ **Total Fertility Rate (TFR)**

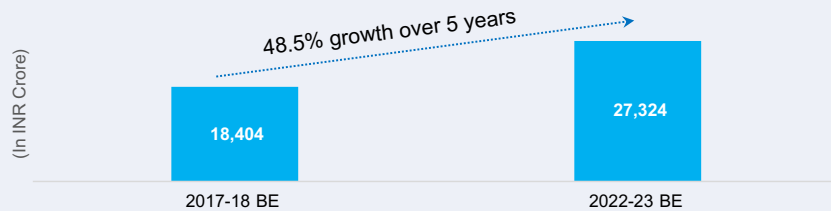


Source: SRS bulletin, RGI, GoI

Note: Total Fertility Rate is defined as the average number of children a woman would have by the end of her childbearing years if she bore children at the current age-specific fertility rates. Age-specific fertility rates are calculated for the three years before the survey, based on detailed birth histories provided by women.

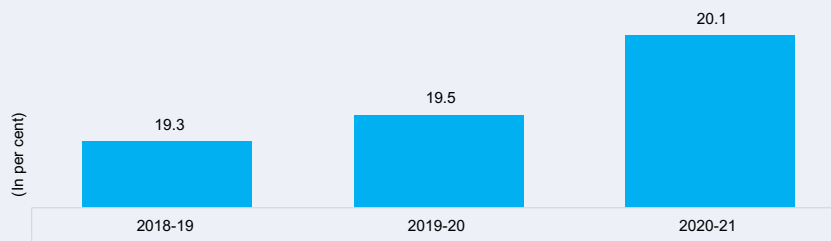


Figure 47 ▶ Budgetary Allocation for School Education, Higher Education, ST, SC and Technical Education Departments - Odisha



Source: Finance Department, GoO

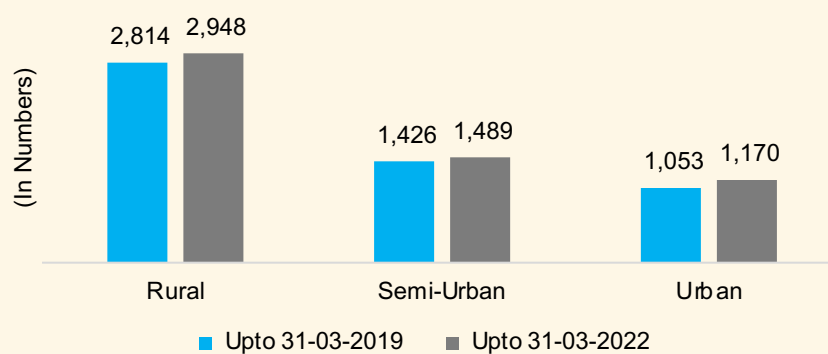
Figure 48 ▶ Increasing Female Enrolment in Higher Education - Odisha



Source: AISHE 2020-21

RURAL AND URBAN DEVELOPMENT

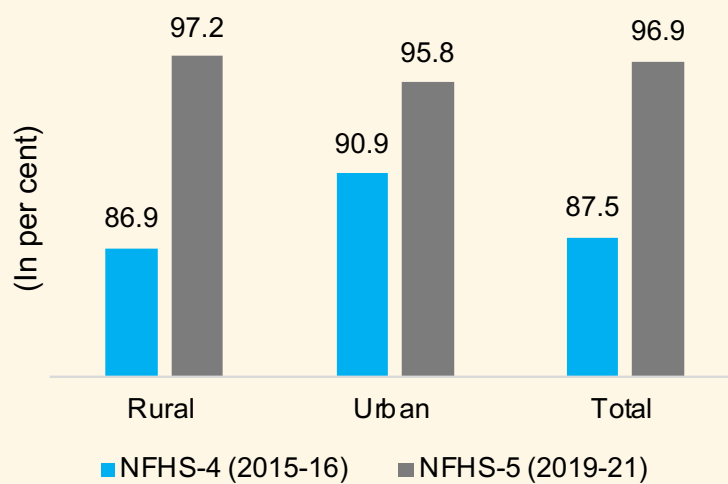
Figure 49 ▶ Growth in the Number of Bank Branches - Odisha




Source: SLBC, Odisha



Figure 50 ▶ Percentage of Households having an Account in Bank/ Post Office - Odisha



Source: NFHS 4 & 5, MoHFW, GoI



EXECUTIVE SUMMARY

STATE OF THE ECONOMY: A MACRO VIEW

Economic Growth

Economic performance is measured by the pace at which economic activity is growing in a country or state. Odisha, by that measure, is one of the high performing states in the country. Higher economic growth helps in making the lives of the people better. Odisha is consistently performing better.



Odisha's economy is projected to grow by 7.8 per cent in real terms during 2022-23 against 7.0 per cent at All-India level as per the advance estimates.



Odisha has improved its share in India's GDP, recording a rise from 2.64 per cent in 2011-12 to 2.8 per cent in 2022-23 (AE). Odisha is also rapidly bridging the distance with some of the high-income states and is progressing at a fast pace.

Odisha's growth performance in 2022-23, despite unfavourable global conditions, is one of the highest. During the pre-COVID period (2012-13 to 2019-20), the average growth rate of Odisha's economy was 7.1 per cent. The decade of 2021-30 is expected to work in favour of India given its demographics structure, usage of technology, push for innovation, competitive and cooperative federalism, stable government. Odisha has all the resources to benefit from a high growth environment in the country and deliver prosperity for all. Assuming a normal monsoon, no further disruption to global supply chains and moderation in inflation, Odisha can grow in the range of 8 to 8.5 per cent in 2023-24 in real terms.

The high growth achieved by Odisha needs to be contrasted with the gloomy and uncertain global macroeconomic situation. As per the World Bank's estimates, the global economy grew by 2.9 per cent in 2022. There are several factors responsible for such growth moderation, i.e., resurgence of COVID-19 cases in China, Russia-Ukraine conflict disrupting the global supply chains and pushing up the commodity prices. In such uncertain times, Odisha has stood strong. However, a global recovery as well as strong rebound of India would augur well for the state in future.

Income per head in the State (Per capita Income)

Odisha's robust growth story is clearly reflected in per capita income growth since 2011-12. Per capita income is an important indicator and is globally referred to, while classifying countries by income levels. Odisha's per capita income at present (2022-23 AE) is INR 150,676 in current prices as against the All-India average per capita income of INR 170,620 (current prices). However, within 7 years, the State has successively reduced the gap between Odisha's per capita income and per capita income at the all-India level from 31.6 per cent in 2015-16 to 12 per cent in 2022-23. The CAGR of Odisha's per capita income during 2011-12 to 2022-23 (AE) was 10.9 per cent as against 9.4 per cent CAGR of India's per capita income. The State's rate of growth in Per Capita Income is much faster than the national rate of increase, thus successfully reducing the gap.

Increasing
income levels



The economy recovered from COVID-19 induced economic shocks in 2022-23. But, due to Russia-Ukraine war led disruption in global supply chains and upward movement in energy and other commodity prices, the inflation 2022-23 has gone up. In Odisha as well, the average inflation till December 2022 was 6.56 per cent higher than 3.7 per cent in 2021-22. High fuel prices globally have been the key driver for such high inflation. **On an average, inflation in Odisha (6.56 per cent) has been lower than for All-India (6.81 per cent) in 2022-23 (April-Dec).** A well targeted and effective public distribution system focusing on food grains and the mid-day meal scheme, and efficient supply management practices have been immensely helpful in moderating prices in the State.

Better inflation
management



Sectoral Growth

The agriculture sector constituted 22.5 per cent of GSVA in 2022-23 (AE) and is estimated to grow at 6 per cent in 2022-23 in real terms. This is significantly higher than the growth experienced at the all-India level (3.5 per cent). Nearly 46.8 per cent of workers were employed in the Agriculture and Allied sector which is comparable to All India level (46.5 per cent) in 2020-21. Higher growth in this Sector indicates that there are signs of benefits of overall growth being shared widely. A sub-sector of Agriculture and Allied Sector, i.e., Fishing and Aquaculture has grown significantly over the years with average growth of 11.2 per cent in the last 10 years (13.3 per cent in 2022-23) largely due to active intervention by the State Government in promotion of this sector reflected in budgetary increase. The State is among the top five major states in the country in terms of growth in the fishing and aquaculture sector (2012-13 to 2020-21).

Higher
agriculture
growth



Industry sector has been the key growth driver in the State. It has the highest share in GSVA at 41.3 per cent in 2022-23 relative to other major sectors. It experienced a growth of 6.05 per cent in 2022-23 in real terms. On a medium-term basis in the past (2012-13 to 2022-23), the sector grew at 6.6 per cent. The key growth driver within industry is the manufacturing sector which although grew at 5.2 per cent in 2022-23 but since 2012-13, on an annual average basis, has grown at 9.1 per cent. This is a robust growth for a leading industry sub-sector, i.e., manufacturing sector. The State is endowed with vast mineral resources and has also experienced industrial diversification over the years which is opening growth levers in some of the untapped markets and contributing to overall growth of the State's economy.

Industry sector
key growth driver



Strong growth
potential in
service sector



Service sector constitutes 36.2 per cent of GSVA and grew at 8.79 per cent in 2022-23 (AE).

Service sector, unlike other major sectors, is a diverse sector covering trade, hotels, financial services, public administration, business services, communication, transport, and real estate etc. Some sub-sectors within the service sector, although smaller in size, such as hotels and restaurant and air transport were affected largely due to COVID-19 induced lockdown. These services sub-sectors have recovered immensely since then. In 2022-23, hotels and restaurants grew at 37.1

per cent on top of 62.7 per cent growth in the preceding year, i.e., 2021-22. Similarly, on the back of rapid recovery and strengthening of airport infrastructure in the State, the sub-sector of Air Transport is expected to grow at 58 per cent in 2022-23 (AE) over the 75.2 per cent growth in 2021-22.



Targeted government spending by the Government of Odisha is contributing to overall GSVA growth. Contribution of public administration to overall GSVA growth is higher in the State on an average as compared with top-five high income states during 2012-13 to 2021-22. Capital Outlay as percent of GSDP in the State is one the highest among the major states. This is creating a solid ground for the private sector to flourish and boost economic activity in the State. The State is enriched with mineral resources. Mining has contributed substantially to Odisha's economic growth in the past. Given the long coastline of Odisha and the supportive policy environment of the state government in promoting fishing and aquaculture, the sector can be constituted as a key growth driver in future. GSVA Share in this sector has already doubled over the past years and there are prospects of further improvement.

Employment

Economic growth is important to enhance the size of the economy, but it is equally important that benefits of growth are shared with the working class as well. This can be gauged through multiple lenses. At a fundamental level, it can be assessed by analyzing the number of working age people who are willing and looking for work, where they are employed and what proportion are in productive sectors.

Growth with
jobs creation



As per Periodic Labour Force Survey, 2020-21, LFPR in Odisha was 56.5 per cent which is an improvement from 55.3 per cent in 2019-20. Nearly 53.5 per cent of the population aged 15+ in 2020-21 were working as compared with 52.6 per cent at All-India level. The unemployment rate in Odisha during 2020-21 was 5.3 per cent and lower than some of the high-income states' unemployment rate such as Kerala at 10.1 per cent.

Odisha also performs better than All-India in terms of female labour force participation. Odisha's female labour force participation was 33.2 per cent in 2020-21 as against 32.5 per cent at All-India level.

A sector wide comparison of employment shows that as per-capita income grows, the employment share of the services sector also goes up. This is expected as the services sector at an aggregate level is relatively more productive than other sectors. The State has been able to attract major players in the new age services who are setting up global capability centers delivering a range of offerings to domestic and global markets such as artificial intelligence, machine learning,

Higher women
labor force
participation



cloud, and analytics. This is expected to provide new opportunities in the service sector to fresh college graduates as well as attract talent back to Odisha.

Public Finance

The State is known for its fiscal discipline. The State has been under revenue surplus continuously for the last 17 years since the enactment of Fiscal Responsibility and Budget Management Act (FRBM). This implies that the state's borrowings are primarily used for asset creation, which is expected to boost medium and long-term growth potential of the state. Government of Odisha is one of the leading States in terms of capital outlay normalized by economy size (i.e., GSDP). In 2019-20, the capital outlay as per cent of GSDP was 3.4 per cent higher than many of the high-income states such as Haryana (0.8 per cent), Maharashtra (1.1 per cent), Gujarat (1.6 per cent), Karnataka (2.6 per cent), and Tamil Nadu (1.8 per cent).

Strong fiscal
discipline



The State, over the years, has shown strong fiscal discipline in terms of posting revenue surplus and maintaining fiscal deficit within the FRBM limits. This has resulted in the outstanding liabilities as percentage of GSDP to be one of the lowest (i.e., 15.6 per cent in 2022-23 (BE)) among major states. This is substantially lower than the prescribed debt path for states set by 15th Finance Commission (FC). As per 15th FC, the prescribed threshold for total outstanding liabilities as per cent of GSDP for states is 33.3 per cent for 2022-23.

On an overall basis, the growth outlook for the State remains positive. Reforms oriented government, strong fiscal discipline, better quality of public spending, availability of key infrastructure such as ports, road connectivity, proactive approach of the State to attract domestic and global investors in terms of incentives, and the policy environment are expected to attract capital as well as the talent in state across the priority areas and build medium-term growth potential.

³ https://www.niti.gov.in/sites/default/files/2022-05/Mod_CEOG_Executive_Summary_18052022.pdf

AGRICULTURE AND ALLIED SECTORS

Agriculture and allied activities constitute the main source of livelihood for a major section of population in Odisha. This sector accounted for a share of 22.5 per cent of GSVA in 2022-23 (AE). The key sub sectors of agriculture and allied sectors include- crop, livestock, fishery & aquaculture, and forestry & logging. Within these sub-sectors, crops held the highest share of state GSVA with 14.2 per cent in 2022-23 (AE), followed by livestock (3 per cent), fishing and aquaculture (2.7 per cent) and forestry and logging (2.6 per cent)



A women farmer in Koraput District harvesting Millet

Agriculture and allied sectors in Odisha grew at 6 per cent in 2022-23 against 2.4 per cent growth rate in 2021-22. The agriculture sector in Odisha registered a much higher growth rate than that of India (3.5%) in 2022-23. All the sub-sectors of agriculture sector registered a strong growth rate in 2022-23 over the previous year. The crop sub-sector grew at 5.4% in 2022-23 against -1.6% in 2021-22. The collective impact of drought, unseasonal rain, and Cyclone Jawad in the harvesting period of Kharif season led to contraction in the crop sector in 2021-22. The forestry and logging sub-sector witnessed a high growth rate of 5.5 per cent in 2022-23 (AE) against 1.8 per cent growth rate in 2021-22. Livestock and fishery subsectors are estimated to grow at 2.4 per cent and 13.3 per cent respectively in 2022-23 over the previous year



Land use pattern

In 2021-22, net sown area in the State was 54.1 lakh hectares accounting for 35% of the total geographical area. It has increased by 1.5% over the previous year. Fallow Lands which include both current fallows and other fallows accounted for 6% of total land in the State. The total gross cropped area which represents the total area sown once and/or more, has increased marginally (0.3%) in 2021-22 over the previous year. During 2021-22, the total gross cropped area in the State was about 85.6 lakh hectares. The cropping intensity in the State has increased from 150 in 2015-16 to 158 in 2021-22. This could be because of an improvement in irrigation facilities and concerted efforts by the government to promote multiple sowing and crop diversification. Marginal and small farmers account for about 93 per cent of total holdings in the State.



Cropping pattern

Cereals are leading crops in Odisha, accounting for about 51.6 per cent of total gross cropped area in 2021-22. Within cereals, paddy is a dominant crop produced in the state. The cropping pattern in the State has been evolving overtime. The gross cropped area under non-paddy cereals has increased in 2021-22 by 7.56% over the previous year whereas the crop area under paddy has decreased by 1.5% in the same period because of promotion of millet mission and crop diversification measures by the State. The share of oilseeds in total crop area has increased to 6.6 per cent in 2021-22 from 6.2 percent in 2020-21. The increasing share in 'other crops' indicates the rise in area under high value crops like cotton, other fibres, spices, flower, etc. In 2021-22, the area under spices and flowers has increased to 3.09% and 2.67% respectively over the previous year. Pulses accounted for 22.3% of total gross cropped area in 2021-22.

Food grain production

In 2021-22, Odisha produced 92.91 lakhs MT of rice. Maize production has increased by about 4.5% in 2021-22 over previous year and there is a significant growth in production of other cereals (about 12.54%) reflecting the state's effort to promote millets (including Ragi & non-Ragi) cultivation in the state. . Similarly, there has been an increase in oil seeds (6%) and fibres (14.82%) production during the same period. In addition, fruit (1.8%) and vegetable (0.36%) production grew at a marginal rate during 2021-22. Further, the production of key ornamental crops like marigold (0.2%), rose (0.6%), and tuberose (1.7%) has increased in 2021-22.



Multi-location trial of ragi-varieties

Government of Odisha has implemented various initiatives like National Food Security Mission, Integrated Farming System, Integrated Action Plan, Mission for integrated development of Horticulture, Odisha Millet Mission, Technology Mission on Sugarcane and crop-oriented programme for pulses and oilseeds, to foster crop diversification in the state. Owing to these initiatives, the gross cropped area under non-paddy cereals has increased by 7.56% in 2021-22 over the previous year while that of paddy decreased by 1.5%. The share of oilseeds in total crop area has also increased to 6.6% in the same year.

Inputs

Over the years, the government has undertaken many initiatives for improving irrigation facilities; increasing access to credit, providing quality seeds and farm equipment; and enhancing farmers' income. Government's continued thrust on creating and completing water infrastructure, reflected in increased budgetary outlays for the sector, led to enhanced coverage under irrigation. Major irrigation projects in the likes of Lower Indra & Upper Indravati Lift Irrigation and medium-scaled irrigation projects like Deo & MCII were completed in the recent past. The ongoing projects are also gaining momentum for fast and speedy completion in the coming years. Irrigation to upland areas were covered through 208 mega lift projects under Parvati Giri Mega Lift Irrigation scheme. 170 more projects were approved under Parvati Giri Mega Lift scheme (2.0 version). Under the ambitious INR 11,700 crore scheme for construction of In-stream Storage Structure, initial work began in 30 places. Deep Bore Wells across the state, through "Biju Krushak Vikash Yojana- Deep Bore Well Secha Karyakrama" continued to lift lives through diverse crops grown. The Department has leveraged technology, starting its Water ERP called 'Go-Water'. Community involvement in irrigation through Pani Panchayats continued, as 14000 new Pani Panchayats were created and the Pani Panchayat (PP) Act was amended to have PPs under mega lift irrigation schemes as well. Between 2020-21 and 2021-22, the total irrigation potential created (IPC) for Kharif and Rabi crops increased by 4.3% and 3.1% respectively.



A total of 705295 quintals of certified quality seeds were distributed in 2021-22, which is 21.7% higher than the previous year. The usage of pesticides and fertilisers has also increased significantly between the years 2014-15 and 2021-22. During this period, the consumption of fertilisers rose from 58.9 kg/ha to 73.7 kg/ha while that of pesticides increased from 137 gm/ha to 158 gm/ha. Further, as many as 1250 tractors, 10714 power tillers, and 3470 rotavators were supplied to improve farm mechanisation in 2021-22. In addition, the disbursement of crop and term loans increased by 11.6% and 50.8% in 2021-22 over the previous year. In terms of investment, the Government has given a top priority to irrigation and flood control as both impacts the agricultural output and productivity. Between 2012-13 to 2022-23 (BE), INR 50,512 crores have been allocated for major and medium irrigation and flood control. While the annual budgetary outlay spend was INR 1751 crore in 2011-12, it has increased by 4.5 times in the budget of 2022-23.

Odisha has taken efforts to develop marketing structures like mandis, cold storages, cashew processing plants, pack houses, low-cost onion structures, e-NAM mandis, etc. to enable effective post-harvest management. Paddy Procurement Automation System (P-PAS) was initiated to enable direct transfer of funds to farmers. During 2021-22, INR 9384.6 crores have been credited to accounts of 12,92,714 farmers against Kharif procurement and INR 2265.44 crores were credited to 2,21,966 farmers against Rabi procurement. Further, an E-samridhi portal has been launched for procurement of pulses and oil seeds. The overall procurement of pulses and oil seeds has increased by 25% in 2021-22 over 2020-21. In addition, during KMS 2021-22, about 323018.1 quintals of Ragi was procured by 276 PACS/LAMPCS. The government has also leveraged due focus on improving the agricultural

marketing system in the state. As of 2021-22, the state has 66 regulated market committees across 30 districts, out of which 44 are linked with e-NAM (The electronic National Agricultural Marketing). During 2021-22, the volume of online trade on the e-NAM platform was 27,43,993 quintals (for different agricultural commodities) and involved trading of 8,44,96,153 coconuts.

Livestock



Odisha has 3.4% of India's total livestock population and 3.2% of total poultry as per livestock census 2019. The total livestock population in the State stood at 182 lakhs, while poultry population was 274 lakhs in 2019. Cattle form the largest share of livestock population in Odisha with a share of over 55%. The share of exotic/crossbred cattle in the total cattle population has been on a rise. Share of crossbred cattle in Odisha has reached to 16% of total cattle population.

Government of Odisha has undertaken numerous initiatives for genetic improvement of livestock (Odisha Breeding policy, 2015), improving livestock health (vaccination and fodder development programmes), and provision of financial assistance for livestock development (Mukhyamantri Krushi Udyog Yojana). These measures have contributed towards an increase in production and per capita availability of milk, eggs, and meat in the state.

The milk production in Odisha has increased from 1903 thousand MT in 2014-15 to 2402 thousand MT in 2021-22. There has been a rise in the per capita availability of milk from 114 gm/day in 2012-13 to 135 gm per day in 2021-22. The production of meat has also increased between 2014-15 to 2021-22 from 163 thousand MT to 216 thousand MT. Its per capita availability also rose from 3.66kg/annum to 4.42kg/annum during the same period. Similarly, egg production in Odisha increased to 308 crores in 2021-22 from 192 crore in 2014-15, and its per capita availability has reached to 63 per year in 2021-22.



Fishery and Aquaculture



Odisha has a long coastline (480 KM) and significant freshwater and brackish water resources suitable for pisciculture. By judiciously harnessing these resources, the fish production from capture, culture and culture-based capture fisheries could be substantially augmented to cater to the domestic and export market.

A wide range of schemes have been implemented by the government for growth of aquaculture sector in the state including providing subsidy to farmers for fisheries activities, long term lease of panchayat tank to women SHGs for pisciculture, providing improved inputs and promoting bio-floc and cage culture techniques in reservoirs among others. As a result, there has been a significant increase in production of fish, crab, and shrimp.

The overall fish production from all sources has more than doubled between 2013-14 and 2021-22 and registered a CAGR of 11.5 % during the same period. In 2021-22, fish production has increased by 13.4 per cent to reach 990 thousand MT in 2021-22 from 873 thousand MT in 2020-21. The freshwater fish constituted a high share of 66% of total fish production followed by marine fish (20%) and brackish fish (14%) in 2021-22. Further, the crab production in the state rose from 5.69 thousand MT in 2020-21 to 7.5 thousand MT in 2021-22,

registering a growth rate of 32.5%. Similarly, shrimp production also grew by 12.7% during the same period from 108.31 thousand MT to 122.11 thousand MT. As a result, the per-capita annual consumption of fish in the state has increased from 11.1 kg in 2014-15 to 17.2 kg in 2021-22.

Over the years, there has been a rise in exports of fish and shrimps from the State. The total fish exports from Odisha have increased by 18.6% in 2021-22 over 2020-21. Marine fish and brackish water fish constituted 79 per cent of total exports from the State.

Forestry and logging

The state has been proactive in safeguarding forests and forest resources through sustainable forest management (Ama Jangala Yojana), forest protection, conservation, prevention of forest fires and undertaking several measures for promotion of afforestation (Green Mahanadi Mission, constitution of CAMPA). Odisha has recorded a forest area of 61204.17 sq.km constituting 39.3% of its total geographic area in 2021-22. The state has gained 537 sq. km of forest cover and 356 sq. km of tree cover in 2021 over the assessment made by FSI in 2019.



In light of agriculture sector's vulnerability to climate change, numerous initiatives were implemented, and dedicated institutions were set up to facilitate biodiversity management, wildlife conservation, and habitat development in the state. Odisha is also the first state in the country to formulate a State Action Plan on Climate Change in 2010 which later got updated to Climate Change Action Plan 2018-23. Apart from this, the state is also actively promoting eco-tourism. During 2021-2022, 47 eco-tourism destinations across 18 districts have been developed. 46,576 tourists have visited these destinations and a revenue of INR 556.81 lakhs have been generated in the same year.

INDUSTRY

Performance of industries

Industrial sector has been the key growth driver of Odisha. The sector constitutes nearly 41.3 percent of GSVA in 2022-23 (AE). However, the sector's contribution to Odisha's GSVA could be even higher due to the presence of strong forward and backward linkages in industry. From the employment perspective, the sector employs nearly 28.47 percent of the workforce in 2020-21. Comparatively, this is higher than seen in many high-income states. Among the top-five high income states, the industry sector employs nearly 22.15 percent of the working age population on an average in 2020-21.



Industry sector grew at 6.05 percent in 2022-23 (AE) in real terms on the back of 12.1 percent growth in 2021-22 (1st RE). Due to COVID-19 induced lockdown measures, industry sector across India shrank in real terms in 2020-21 by 3.3 percent. On the other hand, in Odisha, the impact was limited with industry sector declining by 1.4 percent only in 2020-21. Despite limited COVID-19 impact in 2020-21, the industry sector in Odisha has bounced back even more aggressively than at the All-India level. At the All-India level, industry grew at 10.3 percent in 2021-22 and 4.1 percent in 2022-23 which is lower than growth seen in Odisha. In comparison with other major states too, over a medium-term basis (2012-13 to 2020-21), growth in Odisha's industrial sector was on an average 6 percent as compared with 5.5 percent in Tamil Nadu, 4.8 percent in Karnataka, 4.2 percent in Andhra Pradesh, 3.1 percent in Telangana. This reflects the resilience of the industrial sector of Odisha.



Out of 41.3 percent share of Industry in overall GSVA in 2022-23, 10.2 percent is attributed to mining and quarrying, 22.6 percent to manufacturing, 2.9 percent to electricity, gas, water supply and other utility services and 5.6 percent to construction.

Manufacturing in Odisha

Manufacturing being the leading industrial sub-sector in the State has grown at 5.2 percent in 2022-23 in real terms on top of 9.3 growth seen in the preceding financial year. Over the years, Odisha has increased its manufacturing sector share in India's manufacturing sector from 2.92 percent in 2011-12 to 4.22 percent in 2022-23. This is due to enabling policy environment, investment incentives, and effective governance in the State. By end of March 2022, a cumulative total number of 5,35,913 MSMEs have been established in Odisha with an investment of INR 25,655.90 crore along with creation of job opportunities for 19,34,893 persons. The advances to MSMEs have grown from INR 13,795 crores in 2011-12 to INR 49,971 crores in 2021-22.



Construction Sector

Construction sector is the second-largest employer in Odisha after agriculture and contributed 5.62 percent of the state's GSVA in 2022-23. The sector grew at 6.4 percent in 2022-23 on top of 9.9 percent in 2021-22. The criticality of the sector is reflected by the fact that the sector is an entry point for surplus labour from agriculture as it has limited skill requirements. As such, it provides the avenue for large-scale absorption of labor shifting out of agriculture in Odisha.



Mining in Odisha

The State is endowed with several mineral resources due to which the mining and quarrying sector constitute nearly 10.2 percent of GSVA in 2022-23. At All-India level, the share of mining and quarrying stands at 2.9 percent in 2022-23. In Odisha, the Sector grew at 7.4 percent in 2022-23 on top of 21.7 percent real growth in 2021-22. In the year 2021-22, the mineral production in the State increased by 22% over the last year. The State produces nearly 73 percent of Bauxite used for manufacturing of Aluminum. The mineral is also used in several other industries such as chemical industry, cement, and steel industry. Similarly, Odisha produces essential energy supplies, i.e. coal. In 2021-22, nearly 24 percent of India's total coal production was from Odisha. In light of increasing prices of coal globally due to the Russia-Ukraine crisis, the strategic importance of the mining sector of Odisha cannot be overstated. The State produced 53 percent of total iron-ore production in the country in 2021-22 which is primarily used to produce steel. India is second largest producer of Steel after China . India produced nearly 118.2 million tons of steel in 2021 which is nearly 6 percent of world's total steel production. Given growth aspirations of the Indian economy, the steel consumption would increase and Odisha's mining sector has a brighter outlook.



Over the last five to six years due to auction of mines, timely renewal of mining leases, rise in prices of minerals, stringent enforcement measures and successful implementation of the i3MS system, mineral revenues to the State have increased by 10 fold. In 2016-17, mineral revenues were to the tune of INR 4,925 crore which has gone up to INR 49,859 crore in 2021-22.

Investment promotion initiatives

The State has been actively creating an enabling policy environment for investors across different market segments. In 2022 itself, several reforms have been introduced through a range of policies. This includes Odisha Industrial Policy Resolution 2022, Odisha Apparel and Technical Textiles Policy 2022, Odisha Logistics Policy 2022, Odisha Export Promotion Policy 2022, Odisha Registered Vehicle Scrapping Facility Policy 2022, Odisha Civil Aviation Policy, 2022, Odisha Tourism Policy 2022, Odisha Data Centre Policy 2022, and Odisha IT Policy 2022. **The Industrial Policy Resolution 2022 enables timely approval of industrial projects, online single window clearances, dedicated investor facilitation and best-in-class incentives** for identified priority and thrust sectors, and robust industrial infrastructure development.



The State is conscious of 'growth with jobs' agenda. Therefore, considering the employment intensity of the textiles sector, the State provides 40 percent of capital investment subsidy on actual investment made in plant and machinery up to maximum of INR 50 crores under the Odisha Apparel and Technical Textiles Policy 2022. This is on top of other advantages such as committed feedstock for units in technical textiles park and availability of raw material.

⁵ https://worldsteel.org/publications/bookshop/?filter_publication-subject=steel-data-and-statistics



An efficient logistics ecosystem is critical for the State like Odisha. In 2021, as per the ranking released by the Ministry of Commerce and Industry, Government of India, Odisha ranks 7th out of 21 major states. Taking into consideration the improvement areas in the logistics infrastructure and making the logistics infrastructure comparable to states such as Gujarat, Haryana, Tamil Nadu, Maharashtra, the State has introduced Odisha Logistics Policy 2022. Under the Policy, Multi-Modal Logistics Parks / Dry Ports / Inland Container Depot (ICDs) / Integrated logistics Parks, Free Trade Warehousing Zones, and Infrastructure projects would be treated as 'New Age Mega Projects' which implies that such projects would qualify for 30 percent capital investment subsidy, and reimbursement of 100 percent of net GST for a period of seven years and many other financial benefits.



In 2021, Odisha ranked 13th in terms of export preparedness index and out of the coastal states of India ranked 6th position. Through several policies, the State has created an enabling environment for development of business ecosystem, transport connectivity, infrastructure. As an example, through Odisha Civil Aviation facility 2022, the State intends to promote development of Air Cargo facilities and Maintenance, Repair, and Overhaul (MRO) facilities which is a critical transport connectivity infrastructure. Odisha Export Promotion Policy 2022 is an initiative to take Odisha to the league of the top five exporting States of the country. In 2021-22, Odisha exported nearly INR 804 billion (approx. USD 10.8 billion). Over the years, the State has diversified its export markets. In 2021-21, Odisha exported to nearly 143 countries globally. The State has set the target to increase exports by more than 4 times to INR 3.5 lakh crore by 2026-27, i.e., CAGR of 27.8 percent annually.



Bhubaneswar is one of the three planned IT investment regions in India. To focus on sectors like Aluminium Park, Mega Food Park, Sea Food Park, Electronics Manufacturing Cluster, PCPIR, Plastics Park, Textile Park, etc., dedicated manufacturing industrial zones have been built with the necessary infrastructure and supply of water and electrical connections at the factory doorstep. The State also has an extensive network of roads and railways that provide for the efficient movement of goods throughout the State and to the hinterlands of the country.

The State has developed an online single window portal, GO SWIFT i.e., Government of Odisha – Single Window for Investor Facilitation and Tracking, to transform the B2G interface through the entire investment cycle of the project. In order to streamline investment facilitation at the district level, the State Government has decided to set up facilitation cells at the district level, called as 'District Investment Promotion Agency (DIPA). The Government has created a conducive environment for start-ups, empowered them to grow through innovation and design, created a world class scientific ecosystem and enabled the youths of the state to pursue their dreams.



The State is attracting investment across diverse sectors such as: 1) Ancillary and Downstream in metal sector 2) Agro Processing, Food and Sea-food Processing 3) Cold Storage and Cold-chain infrastructure 4) Information Technology (IT), IT Enabled Services (ITES), Electronics and Datacenters 5) Plastics 6) Rare Earth Minerals based value-added products 7) Specialty Steel and its Products 8) Tourism and Hospitality 9) Chemicals and Petrochemicals 10) Textiles, Technical Textiles, Apparel, Wearables, and Luggage 11) Handicraft, Handloom, Coir based products 12) White Goods and Components 13) Green Hydrogen and Green Ammonia 14) Biotechnology, Pharmaceuticals, Bulk Drug, and Medical Equipment 15) Mechanical and Electrical Capital Goods.



INFRASTRUCTURE

Government of Odisha recognizes that infrastructure investment has a multiplier effect on the state's economic development. In the last five years (2018-19, 2019-20, 2020-21, 2021-22 RE, and 2022-23 BE), total capital outlay was to tune of INR 1.25 lakh crore. In future, the massive outlay is in the pipeline for improving the crucial components of infrastructure namely electricity, Transport (Road, Railway, and Water & Air), water supply & sanitation, ports, airports, warehousing facilities to uplift the economy as a whole.



Odisha ranks high as an Achiever State in the Logistics Ease Across Different States (LEADS) Index 2022 which evaluates logistics ecosystem across states. Government of Odisha also announced its Logistics Policy 2022 in November 2022 to strengthen the logistics ecosystem in the State.

Energy

Odisha is a power surplus state having an installed capacity of 8107 MW in 2021-22, registering a growth of 45 percent in the last six years (from 2015-16 to 2021-22). The demand during the same period increased by 5.3



percent. Electricity along with gas, water supply & utility services contribute 2.8 percent to State GSVA as per 2021-22 (RE) and are estimated to contribute 2.9 percent in 2022-23 (AE). Odisha has managed to achieve the mission of "Electricity to All" through constant & dedicated efforts on availability of power and achieved 100 percent electrification of villages by March 2020. Rural consumers constitute 77% of total power consumers in Odisha as of 2021-22.

In the "Make in Odisha Conclave" of 2022, power, renewable energy and the green energy sector fetched investment proposals worth INR 2.4 lakh crore. The Government is taking steps for energy production diversification by emphasizing on other sources like biomass and solar power to ease the pressure on ecology and counter climate change. The declaration of the "Odisha Renewable Energy Policy 2022" which aims to decarbonize the energy sector will further provide an impetus to such measures.



Transport

Transport in Odisha is dominated by road transport which contributes around 56 percent of transport GSVA followed by railways with 25 percent as per 2022-23 (AE). After the ease of movement restrictions of COVID-19, the growth rate of road transport bounced back to 7 percent and 6.5 percent in 2021-22 (RE) and 2022-23 (AE) respectively. In the air-transport sector, the State is poised to have seven new airports in Jeypore,

Utkela (Kalahandi), Rangeilunda (Ganjam), Rasgovindpur - Amarda Road (Mayurbhanj), Malkangiri airstrip, Sri Jagannath International Airport at Puri, and Dhamra Airport (Bhadrak). Since 64 per cent of Odisha's waterways are navigable, the state is focusing on tapping this inland water potential as an alternate fuel-efficient, and environmental friendly mode of transport. The State has declared the Electric Vehicle Policy in August 2021 to achieve the mission of 35 per cent emission reduction by 2030 and promote production of EV vehicles along with battery industries.

Science and Tech

To transform Odisha into a leading destination of IT investment & securing a prominent place in the Global IT map, Government of Odisha approved the "IT Policy 2022" in July 2022. Government of Odisha has incorporated IT in its own administration as well as helping the growth of IT in general. The Electronics & Information Technology Department of the State has the mandate for development, co-ordination and supervision of IT activities including computers, communication, software and electronics in the State. The Odisha Electronics Policy 2021 was conceptualized to position the State as an attractive destination for the electronics industry and promote electronics manufacturing in the State. The policy coupled with a skilled workforce aims at creating a favorable ecosystem for growth and development of the electronics industry in Odisha and focus on MSME enterprises which are the growth drivers of an economy. The State also aims to emerge amongst the top five "Data Centre Hubs" in India by 2025 through strategic partnerships, favourable ecosystem, investment, and policy interventions. The Government also identifies the BPO/ITeS industry as a driving force for inclusive growth and creating employment opportunities across the State. The policy aims to attract BPO industries by enabling an ideal investment environment to facilitate seamless operations and productive operations, accruing benefits to the State in terms of employment and revenue.



Delivery of Public Service

The State Electronics & IT Department has developed Odisha One Portal: The One-Stop Access to Public Services, a common front-end interface to make it convenient for citizens to access G2C services. It is an integrated service delivery framework for G2C services through self-mode or assisted mode by Mo Seba Kendra (MSK). The State Government has rolled out Mo Seba Kendras at GP and Ward level across the State to provide cost effective and quality services to citizens at the doorstep, promote rural entrepreneurship, and encourage community participation. 'Mo Sarkar' (My Government) initiative is to further our goal of delivering a responsive and people-centric service.



Social Protection Delivery Platform

Odisha's Social Protection Delivery Platform (SPDP) or social registry would enable the government to monitor the well-being of beneficiaries of several state and central welfare schemes while weeding out ineligible claimants or ghost beneficiaries. There are other schemes including the Agni Shama Seva Services, Go-Sugam, 'Single Window Application Atrocity Compensation Assistance and Relief'



(SAACAR) portal, Simplified Application for Agricultural Loans (SAFAL) credit portal, and several other services.

ICT Infrastructure

On the ICT front, the State has developed its state-wide infrastructure including the Odisha State-wide Area Network (OSWAN) scheme. This scheme serves as a backbone for data, video, and voice communications across the State under the National e-Government Plan (NeGP). Another core infrastructure project, the State Data Centre (SDC) was created for hosting many Government applications. The State has budgeted approximately INR 200 crore for a new state of the art SDC with Disaster Recovery Sites and Cloud Services. To secure the ICT infrastructure and e-governance applications, the Government of Odisha has set up a next Generation Cyber Security Operation Centre (CSOC). CSOC is fully owned and operated by the Government.



Institutions

There are several key institutions in the infrastructure space of the State. The Odisha Space Application Centre (ORSAC) is the apex body for space technology applications and promotes the use and application of space technology in developmental planning in the State. During 2021-22, ORSAC produced 184 programmes for 12th class students and 131 programmes for primary class students of the State which were telecast through Doordarshan Kendra, Bhubaneswar. GIS mapping and analysis of cadastral information at plot level with High Resolution Satellite



Images and Microwave data, along with ground truth, has been carried out in seven districts. There are other programmes including Odisha Spatial Data Infrastructure (OSDI), Bhubaneswar Land Use Intelligence' Systems (BLUIS), Pathani Samanta Planetarium (PSP), etc.

RURAL AND URBAN DEVELOPMENT

In Odisha, nearly 80 per cent of the total population lives in rural areas. Between 1951-2011, the rural population in Odisha has increased by 2.5 times from 140.5 lakh to 349.7 lakh and is expected to reach 384.6 lakh by 2031. On the other hand, the urban population has increased by 12 times from 5.9 lakh to 69.8 lakh during the same period. The urban population of the state is expected to be 98 lakhs by 2031.



Urbanization accelerates the pace of development and rural areas act as supplementary building blocks by providing food, workforce, and other resources for a smooth urban development.

Therefore, ensuring a regional balance is critical to state's progress. Keeping this in view, the Government of Odisha has implemented numerous targeted measures to improve the status of education, health and nutrition, housing, basic amenities, infrastructure, and employment amongst the population in both rural and urban areas so as to foster state's overall development.

Education

The male and female literacy rates of urban population in Odisha stood at 88.8 per cent and 81.9 per cent and the respective figures for rural population were 83.4 per cent and 66.7 per cent in 2019-21. In the same period, the percentage of population who has completed more than 10 years of schooling was 36.6% for males and 29.6% for females in rural areas. The corresponding figures in urban areas for males and females were 46% and 47.9%. In terms of distribution of the population in the age group 15 and above as per the level of education attained by them, around 28.4% of rural workers are illiterate compared to 15.2% in urban areas in 2019-21. 44.2 per cent of rural workers have attained education up to elementary level while 49.2 per cent of urban workers have completed secondary or above level of education. Though, the urban areas fare better than their rural counterparts in these education outcomes, there has been a significant improvement in the education status of rural population compared to previous years. The State Government has brought forward significant improvements in educational infrastructure through initiatives such as Mo School Abhiyan, World Skill Centre, Odisha Adarsha Vidyalayas.



Health and Nutrition

The Health and Nutrition status of people residing in both urban and rural areas has significantly improved due to state's efficient health policy and effective delivery of healthcare services.

The percentage of pregnant mothers who consumed folic acid for 100 days has increased in both rural areas (from 35.7 per cent to 60.2 per cent) and urban areas (from 40.8 per cent to 64.4 per cent) during 2015-16 to 2019-21. The mothers with at least 4 antenatal care visits also witnessed improvement in both the areas. Further, the rural urban gap in antenatal visits of mothers has reduced from 19.2 percentage points in 2015-16 to 7.6

percentage points in 2019-21. The proportion of men and women with BMI lower than normal has also declined in rural and urban areas during the same period.

In addition, the incidence of Infant Mortality Rate (IMR) and stunting among children under five years of age has also significantly declined both in rural and urban areas. IMR per 1000 live births, between 2010 and 2020 has dropped from 63 to 37 in rural areas while that in urban areas it has declined from 43 to 28. Similarly, incidence of stunting in rural areas has declined from 35.3% to 32.0% whereas in urban areas, it decreased from 27.2% to 24.9% between 2015-16 and 2019-21. This was possible due to substantial increase in health budget. The budgetary allocation to health and family welfare department nearly doubled from INR 6,182 crore in 2018-19 to INR 12,342 crore in 2022-23. The State Government has fast-tracked the redevelopment of SCB Medical College and Hospital and has directed the Works Department to speed up construction and complete the project by December 2023. The premier medical college will be redeveloped as an AIIMS-plus institution with 5,000 beds in two phases with an estimated investment of around INR 5,000 crore.

Basic Amenities

With an objective to improve the living standards of people, Odisha has undertaken the implementation of various schemes including Drink from Tap Mission, Basudha, AMRUT 2.0 and Jal Jeevan Mission among others. The implementation of these schemes has positively contributed towards increasing the availability and access to basic amenities such as clean water, quality housing, sanitation, electricity, etc in both rural and urban areas. As of March 2022, 40,42,261 rural households have been provided with functional household tap connection (FHTC) facilities. Further, Odisha has achieved 100% ODF status in 2019 and the households with no toilet facility has dropped to zero in 2020-21.



Infrastructure

Development of sound infrastructural facilities makes production cost effective, increases competitiveness and facilitates the physical mobility of people and products. The Government of Odisha has implemented several measures to improve various infrastructural facilities in the state including telecommunication, housing, road connectivity, and banking facilities among others.

Telecommunication: Over the years, there has been a significant improvement in access to telephone connections and access to internet, especially among the rural areas of the state. The access to telephone connections increased from 78.3% in 2015-16 to 87% in 2019-21 in rural areas, while that in urban areas rose from 93% to 95%. During the same period, the households with internet connections in rural areas increased from a mere 3.5% to 31%.



Housing: The government of Odisha has initiated various schemes for provision of housing including Pradhan Mantri Awas Yojana, Biju Pucca Ghar Yojana, Nirman Shramik Pucca Ghar Yojana and Odisha Urban Housing Mission among others. As per NFHS-5, around 83% of households in the state own a house of their own. As of March 2022, a total of 31.17 lakh rural housing units have been constructed under various schemes and a total of 1,94,397 houses have been sanctioned for urban households under different verticals of PMAY (Urban).



Road Connectivity: Odisha has a 3.05 lakh kilometers of road network. The state has 6.57 kms of road per

thousand population against a national average of 4.63 kms per thousand population. The Government has also accorded due importance to enabling last mile connectivity for its citizens. Biju Setu Yojana was initiated in 2011-12 to provide all weather connectivity on roads- owned by Rural Development Department. Till January 2023, 1238, bridges have been completed utilizing INR 5168.07 crore in the state. Further, under Pradhan Mantri Gram Sadak Yojana, the state has completed 58,277 kms of road construction, so far, against the sanctioned length of 61,122 km. In addition, construction of bus depots, introduction of city bus service in cities/towns and provision of financial assistance to ULBs for development of bus terminals has been taken up to improve the network of transportation in both urban and rural areas of the state.



Banking Infrastructure: Odisha has a network of 12 public sector banks, 19 private banks, two rural banks, five Jana small finance banks and one state cooperative bank. In total, there were 5,607 bank branches in Odisha as of March 2022. 53% of the total bank branches are located in the rural areas while 47% of them are in urban areas. In addition, a total of 5691 ATMs were installed in urban and semi urban areas as compared to 1770 in rural areas. This rise in banking infrastructure of the state has positively contributed towards an increased financial access among the citizens. The percentage of households with an account in a bank or a post office between 2015-16 and 2019-21 rose by 5% and 10% in rural and urban areas respectively.



Employment

Odisha has implemented numerous schemes to foster skill development (Deen Dayal Upadhyaya Grameen Kaushalya Yojana (DDU-GKY) and employment in both rural (MGNREGS) and urban areas (Odisha Urban Wage Employment Initiative- OUWEI /Mukhyamantri Karma Tatpara Abhiyan-MUKTA). A total of 15,464 rural youths were trained against the target of 14,032 during the same year. Under OUWEI, 26 lakh man days of employment were generated and an amount of 72 crore was paid as wages by the government in 2021-22.

The effective implementation of wage employment programmes in the state has significantly reduced the unemployment rate in Odisha. The rate of unemployment among persons above 15 years of age in rural and urban areas stood at only 4.9% and 7.8% respectively as per PLFS 2020-21. Even during Covid, the state has been able to contain its unemployment rate unlike many other Indian states. In addition, there has been decline in share of casual workers in rural areas from 29.3% in 2018-19 to 26.9% in 2020-21. Moreover, the decline in the share of regular wage earners and salaried people in rural Odisha has been lower than its urban counterparts, indicating resilience of rural employment in the state. Even in terms of earnings, Odisha is one of the very few states in India with the lowest rural urban divide in unemployment.

SERVICES SECTOR- PATHWAY TO SUSTAINABLE GROWTH

Accounting for 36.2 per cent of GSVA in 2022-23 (AE), services sector in Odisha is the second highest contributor to GSVA after industry. The Sector grew at 8.79 percent in 2022-23 (AE). The Sector accounted for 24.7 percent of total workforce in 2020-21. Trade, repair, hotels & restaurant accounts for the highest share within the services sector GSVA in the state, contributing 9.32 per cent to total GSVA in 2022-23 (AE), gradually moving towards pre-pandemic levels. Moreover, nearly all sub-sectors within services depicted buoyant growth rate in Odisha, registering a GSVA growth of more than 5 per cent in 2021-22 (RE) and in 2022-23 (AE).

Strong service sector growth



Tourism has immense potential to boost Odisha's services sector in the next decade with the government adopting a multi-pronged strategy to promote the sub-sector. The State has identified 358 tourist destinations, located across 30 districts. Tourists from within and outside the state as well as foreign tourists increased by about two times between 2010-11 and 2019-20. There is also a more than 3-fold increase in the number of hotels serving high spending groups (HSG) between 2010 & 2021 is noteworthy. There are nearly 362 hotels in the State serving high-spending groups in 2021. The state envisages that promotion of eco-retreat destinations and nature camps with involvement of local communities is likely to encourage tourists gradually moving from traditional means of travelling to 'Glamping' (Glamorous Camping). With a view to create adequate tourism infrastructure and facilities within the State, the state government is presently executing around 18 projects in different locations.



With an increase in the state government funding towards sports by more than 6 times between 2017-18 and 2022-23, Odisha has taken significant measures towards establishing the state as the 'Sports Capital of India'. The successful conclusion of the Hockey World Cup in January 2023 can be iterated as a biggest step towards that. Birsamunda International Hockey Stadium, Rourkela has now been recognized as World's largest-seated hockey stadium by the Guinness World Records. Furthermore, Odisha became the first state government in India to sponsor the National Hockey team (both women and men) for a period of five years.

Sports capital of India



In Odisha, financial services account for 3.21 per cent in state's GSVA in 2022-23 (AE). The sector was relatively less affected by the pandemic, registering a GSVA growth of 5.5 percent in 2020-21, 7.91 per cent in 2021-22 (RE) and 8.40 per cent in 2022-23 (AE). Total deposits of all banks in Odisha grew by 12.94 per cent in 2021-22 over 2020-21, indicating better flow of credit in the economy. During the same period, 'Advances sanctioned and Utilized' also grew by a higher rate of 26.90 per cent, indicating higher demand for credit in the economy. Public sector banks play a significant role in the banking sector in Odisha, accounting for a larger proportion of bank branches (53.90 per cent) as well as majority share of total deposits (69.28 per cent) and majority share of total advances (58.16 per cent).

World's largest
seated hockey
stadium



The communications and broadcasting services sector in Odisha is developing. The overall tele-density of Odisha is 74.38, while the national average is 84.89. In Odisha, wireless tele-density is 59.56 in rural areas and 134.82 in urban areas. The share of wireless subscribers is about 99 per cent, which is comparable to national average of 97.87 per cent. However, there is a need to improve internet penetration.

Odisha has been consistently strategizing towards improvement of financial inclusion parameters within the state. As compared to 2021, the accessibility of formal financial services has improved in terms of number of bank branches per lakh population, proportion of credit financed by banks to SHGs, total Credit by SCBs per person, advance to weaker sections per person etc. In fact, Odisha became the first state in the country to adopt Self Help Groups (SHG) based model for financial inclusion to extend banking services to the unbanked areas. As a financial inclusion program, the Mission Shakti Loan provided interest subvention claims amounting to Rs.162 crore during 2021-22, benefiting around 2.87 lakh eligible SHGs. The state has also done well in linking banks with women SHGs. During 2021-22, more than 3 lakh SHGs have been credit linked with a loan amount of INR 6,836.48 crore with average loan size of INR 2.20 lakh per SHGs. Total users of mobile banking in Odisha also increased from 40.36 lakh users in 2019-20 to 68.83 lakh users in 2021-22. It is envisaged that promotion of new age finance such as FINTECH and digital banking would give a further boost to financial services.



SOCIAL PROTECTION AND EMPOWERMENT

Government of Odisha has constantly strived towards improving quality of life for all, including health care, education, water supply and sanitation, poverty reduction, housing, and social safety nets. Odisha has been a consistent performer towards attaining the Sustainable Development Goals by 2030. As per NITI Aayog's report on 'SDG India Index 2020-21', Odisha has been categorized as a "performer" state with an overall score of 61 and stands at 12th rank, showing an improvement of 3 points over the score for the year 2019-20 (58). Out of 16 SDG goals at the State level, Odisha's performance was best in SDG 6, Clean Water and Sanitation with a composite score of 86 out of 100. This was followed by SDG goal 15, life on land with a composite score of 83. Out of the 17 SDGs, Odisha is a performer in 9 of the SDGs. This includes SDG 3: Good Health & Well Being, SDG 6: Clean Water & Sanitation, SDG 7: Affordable & Clean Energy, SDG 10: Reduced Inequalities, SDG 11: Sustainable Cities & Communities, SDG 12: Responsible Consumption & Production, SDG 13: Climate Action, SDG 14: Life Below Water, and SDG 15: Life on Land.

"Performer"
in SDG Index



Healthcare

On the healthcare front, the Government of Odisha has strived to provide universal access to fair, affordable, and quality healthcare services. The State has substantially enhanced allocations to Department of Health and Family Welfare. The State has nearly doubled allocations to Department of Health and Family Welfare from INR 6,182 crore in 2018-19 to INR 12,342 crore in 2022-23 (Growing at CAGR of 18.9 per cent). This has led to increase in share of Health and Family Welfare Department total budget from 5.2 per cent to 6.2 per cent. On per capita basis the allocations to Department of Health and Family Welfare have increased from INR 1,378 to INR 2,674. Several schemes have been implemented by the government from addressing food and nutrition security to preventive health care and ensuring treatments for tertiary health care. This included the operation of schemes like *Janani Suraksha Yojana (JSY)*, *Janani Shishu Suraksha Karyakram (JSSY)*, *Pradhan Mantri Surakshit Matritva Abhiyan (PMSMA)* and initiatives like setting up of *Maternity Waiting Homes* or *Maa Gruhas*. In a significant step, the Government of Odisha has implemented an unique family health assurance (Biju Swasthya Kalyan Yojana) scheme to ensure quality treatment in both government and private health care facilities. BSKY covers all eligible NFSA and SFSS card holders. This has led to significant improvement in life expectancy, reduction of IMR and increased institutional deliveries. There is a significant improvement in life expectancy at birth from 64.8 years in 2009-13 to 70.3 years in 2016-20 in Odisha. Infant Mortality Rate has declined from 112 in 1992-93 (NFHS-1) from 36 in 2019-21 (NFHS-5). First-trimester prenatal check-ups among mothers have increased from 64 per cent (NFHS-4) to 76.9 per cent (NFHS-5). The institutional delivery rate in the state has also significantly increased from 35.6 per cent in 2005-2006 (NFHS-3) to 92.2 per cent (NFHS-5) and is now well above the national average of 89 per cent.

Significant
jump in
health status



Education

To ensure inclusive and high-quality education for all and to encourage lifelong learning, the Government of Odisha is committed to achieving goals and targets set under SDG-4 Quality Education by 2030. Universal access to a quality education, early childhood development and universal pre-primary education are accorded priority in the government plan, policy and action. Promotion of effective learning environment, provision of scholarships, engagement of qualified educators and development of adequate infrastructure is being emphasized upon. The implementation of Right to Education Act, 2009 (RTE), Odisha Right of Children to Free and Compulsory Education Rules, 2010, Odisha Adarsh Vidyalays in blocks, along with implementation of High School 5T Transformation Program paves the way forward to achieve the desired educational outcomes in school education sector.



According to the 75th round of the National Sample Survey, conducted between July 2017 and June 2018, Odisha has performed better than states like Andhra Pradesh, Telangana, Karnataka, Rajasthan, Uttar Pradesh and Bihar with a literacy rate of 77.3 per cent. The 5T intervention for transformation of schools has established model classrooms in remote areas and has brought digital education to children in those areas of the state. Both the gross and net enrolment ratio at primary and upper primary level has consistently improved.

Due to significant development in the educational infrastructure and increased enrolment, Odisha's Performance Grading Index (PGI) score has improved overtime. The improvement in PGI score reflects improvement in learning outcomes, access, infrastructure and facilities, equity, and governance process. In 2020-21, Odisha has improved 39 points in PGI over the preceding year. Odisha has converted three Autonomous Colleges into Universities in 2020. By the end of year 2021-22, there were 15 public universities and 6 private universities under the higher education department. In addition, there are 6 public universities and 3 private universities under other departments like Skill Development & Technical Education (SD&TE), Health & Family Welfare Department (H&FW) and Agriculture & Farmer's Employment (AG&FE) Department. Odisha State Higher Education Council (OSHEC) was established in the year 2017 which has undertaken many proactive steps for improving quality of higher education.

Empowerment of Scheduled Castes and Scheduled Tribes



Development of SC and ST communities, elimination of all forms of exploitation and improvement of their quality of life have been the prime objectives of Government of Odisha. Several special programmes have been launched to uplift the socio-economic status of both ST and SC communities. This included the creation of Special Development Councils

for the tribal communities, implementing the Scheduled Tribes and Other Traditional Forest Dweller (Recognition of Forest Rights) Act, 2006 and protection of civil rights. Odisha is also one of the leading States in providing residential schooling facility to tribal students. The State has 1,737 residential schools and about 5500 hostels for ST and SC students in the State which provide primary to senior secondary education to more than 4.50 lakh ST/SC students. The residential facilities greatly address access-related difficulties faced by tribal children of remote region and reduce burden of the tribal families by taking care of all expenses towards their children's education.

Women and Child Development Initiatives

The promotion of Women's Self-Help Groups (WSHGs) under the aegis of the 'Mission Shakti' programme was adopted as a key strategy for achieving women empowerment. "Mission Shakti" is the self-help mission

for empowering women through the promotion of Women Self Help Groups (WSHGs) to take up various socio-economic activities. It aims to empower women through gainful activities by providing credit and market linkages.. Mission Shakti is transforming SHGs into SMEs through (i) interest subvention by the state government to facilitate loan at zero interest rate, (ii) establishment of exclusive District Industrial Park for SHG entrepreneurs in all districts with all amenities essential for entrepreneurial activities, (iii) provisioning revolving fund amounting to INR 324 crore for credit support to District Level Federations and Block Level Federations for graduating SHGs to SMEs, and (iv), institutional finance for SHGs (bank credit linkage amounting to INR 50,000 crore for livelihood diversification and women-led entrepreneurship). There are 33 number of Mission Shakti Bazaars with 73 outlets in Odisha. The turnover for the year 2021-22 was INR 3.32 crore. **In a pioneering move, the State Cabinet approved the provisioning of government services and procurement of goods through SHGs in a structured manner amounting to Rs 5,000 crore over five years. Recognising the significance of women's economic and social empowerment, the government has created a separate department named Mission Shakti department.**



Empowerment of Elderly Persons

To address the issues of elderly people, the State Government has taken several steps. Odisha implements programmes for prevention and control of cancer, diabetes, cardiovascular diseases and stroke and health care for elderly. Apart from this, medical care of elderly is provided through Biju Swasthya Kalyan Yojana (BSKY), Old Age Homes with financial support from government. Further, Madhu Babu Pension Yojana (MBPY) was introduced in 2008. Social Security Integrated Infrastructure Complexes (IICs) are being constructed in each district to house homes and service centres. In 2022-23 budget provision of Rs. 11400 lakh was made for IIC. Special scheme "ABADANA" is also implemented in the state for extending different welfare services for senior citizens with allocation of 450 lakh in 2022-23. The state Government has also launched awards namely "Bayojyestha Sanman" for senior citizens and institutions that support their health and wellbeing.

Empowerment of Transgender, Beggars and other Destitute

Empowerment of marginalized groups is crucial for ensuring inclusive development. "SAHAYA" scheme was launched from 2017-18 by the State Government to provide rehabilitation and welfare services to Beggars & Destitute. For the year 2022-23 Rs. 1500 lakh was allocated under the scheme. Programmes of "Niladri Nilaya" at Puri and "Ekamra Nilaya" at Bhubaneswar are in operation for making both cities beggar free. "SWEETKRUTI" scheme has been launched for rehabilitation and mainstreaming of Transgender persons of the state with allocation of Rs. 250 lakh in 2022-23. "DISHA" scheme is launched to expand campaign against drug De-addiction through establishment of network of non-clinical recovery centres for addicts at strategic locations of the state. In 2022-23 Rs. 300 lakh is allocated for the programme.



GOVERNANCE REFORM – EMPOWERING CITIZENS

Odisha has redefined people-centric governance and responsive administration to increase effectiveness of service delivery and public trust with its game-changing 5T paradigm and a number of governance reforms over the past few years.



With the introduction of a wide range of e-governance practices including “Odisha One Portal”, “Odisha Right to Public Services (ORTPS) Act”, “JANA SUNANI Portal”, technology-based solutions and digitalising the process of recording & managing information, the State has improved transparency, efficiency in service delivery and timely redressal of potential grievances by the citizens. Through online complaint registrations platforms and FIR facilities, the State has streamlined the process of registering complaints and grievances of the citizens with digitalisation of records & case proceedings to provide relief to the citizen within the stipulated time frame ensuring faster resolution.

The Mo Sarkar initiative under 5T has further improved the accountability of government with better monitoring mechanism. It has not only induced a behavioural change for tackling grievances of the citizens but also improved transparency through effective feedback collection from the citizens/complainants. Along with Mo Sarkar, Janasunani platform’s transparency is unmatched with any of its predecessors with more than 100,000 grievances registered on the platform.

The impact of governance initiatives taken by the State can be seen in Good Governance Index (GGI) 2021 with an improvement in GGI score to 4.85 in 2021 from 4.44 in 2019. The State has become a model for good Public Service delivery and Governance.

The State has adopted a Zero Tolerance approach towards corruption, providing direct benefit transfers to citizens in their bank accounts, reducing human interface and making services available online. Measures have also been taken for regular investigations of irregularities and malpractices through proper registration, tracking, inquiries, and disposal of cases in a time bound manner.



The 5t initiative is a powerful enabler, emphasising the 5ts, i.e., Transparency, Technology, Team work, Time leading to Transformation. It is the root for all departments to make their services citizen friendly and citizen centric. The 5t wave has propelled Odisha into a rapid digitalisation of services to ensure transparent and quick service delivery. All major schemes are on digital platforms.

SDG cells have been created in all the State Departments and districts to ensure improvement in Sustainable Development Goals (SDGs) while keeping local needs in mind with the motto - Leave No One Behind. Odisha published its first edition of the Odisha SDG Indicator Framework (OSIF) with 367 indicators in 2019.

The State has an efficient disaster management system which has been strengthened further with the constitution of Odisha State Disaster Management Authority (OSDMA) for systematic approach to disaster management and mitigation. As State is vulnerable to recurring natural disasters likes Cyclones, Hailstorms, Whirlwinds, Heavy rain & floods, the OSDMA is always actively engaged in aiding and providing relief to the disaster’s prone areas. The ‘Zero Casualty’ approach of the state has become a global best practice for disaster preparedness and response both nationally and internationally.

FISCAL DEVELOPMENT AND MANAGEMENT

Government of Odisha is known for strong fiscal discipline. In 2022-23 BE, fiscal deficit as percent of GSDP was budgeted to be 3 percent within the prescribed limit under FRBM act. The State budgeted for revenue surplus to the tune of 2.53 percent in 2022-23 BE. This means the State is borrowing to build capacity for the future through asset creation and strengthen medium-term growth potential.

Strong Fiscal Discipline



Due to strong fiscal discipline since 2005-06, debt stock has reduced from 42.8 percent in 2005-06 to 14.7 per cent of GSDP in 2022-23 (BE). Odisha has consistently maintained the fiscal deficit within the FRBM limit of 3 percent of GSDP since 2005-06 and posted revenue surplus for several years during this period.

The committed spending of the state has declined from 68 per cent in 2005-06 to 38 per cent of total revenue expenditure in 2022-23 (BE). In 2022-23 BE, the majority of the total expenditure is geared towards socio-economic development of the state. In comparison to major states, development expenditure as percentage of GSDP was third highest (18.5 per cent) in Odisha and higher than that of all States average (12.5 per cent) in 2022-23 BE. In Odisha, social sector spending accounts for a major chunk (53.2 per cent) of developmental expenditure, out of which general education; medical and public health; and water supply and sanitation sectors received higher allocations in 2022-23 (BE).

Better quality of spending




The capital outlay, which is meant for asset creation, has increased by 29.6 percent and 66.5 per cent in 2021-22 (RE) and 2022-23 (BE) respectively, higher than 15-year period (2008-09 to 2022-23 BE) average growth of 21 per cent. The capital outlay to GSDP ratio stood at 5.4 per cent in 2022-23 (BE) as against 3.6 per cent in 2021-22 (RE). Consistent with the past trend of the last 10 years, on an average, 60 per cent of total outlay has been allocated for major and medium irrigation, flood control, and transport and communication infrastructure. Thus, Odisha's performance on various indicators of quality of expenditure fares well in comparison to all-states averages. State's quality

of expenditure measured in terms of revenue to capital expenditure ratio has improved for Odisha to a multi-year low of 2.7 per cent in 2022-23 (BE).

The consistent efforts of the state have brought down the outstanding liabilities significantly, which works out to be 15.6 per cent in 2022-23 (BE) and 15.8 percent of the GSDP in 2021-22 (RE) as against 42.8 per cent in 2005-06. Interest payments to revenue receipts - IPRR ratio has also declined steadily to 5.2 per cent in 2022-23 (BE), well within the 15 per cent limit set under the FRBM Act. Thus, debt sustainability of Odisha has improved over the last decade. The total debt in Odisha is projected to reach 18.3 per cent in 2025-26 and 19.2 per cent of GSDP in 2026-27 in the medium term. The indicative primary deficit would remain at the current level of 1.8 per cent till 2026-27. Equivalently, the indicative fiscal deficit would remain at 3.0 percent of GSDP for the entire period of 2022-23 to 2026-27. At present Odisha's debt continues to remain within the limit as envisaged in the FRBM Act in the medium term (2022-23 to 2026-27).

The State Government has acknowledged the substantially higher realization of mining revenue as a positive fiscal shock. Because of volatility in international commodity prices, the State is exposed to a risk of fluctuation of mining revenue, which may affect the State Budget and public expenditure. As a risk mitigation measure to neutralize the risk of price shock of metals on the State Budget, a Budget Stabilization Fund (BSF) has been created, which is the first of its kind initiative by a State in the country. Provision of Rs.13,700 crore was made during 2022-23 for transfer to the fund. This would help in stabilizing the State budget at times of unexpected revenue shortfall or budget deficit.

The State has undertaken various initiatives to manage fiscal risks emanating from various areas such as termination of GST compensation to states, volatile revenues from mining, decline in Odisha's share in tax devolution, state's contingent liabilities in power sector and public private partnerships especially infrastructure, and the frequent natural disaster.



Designed by Third Eye Communications , Bhubaneswar
Printed at Odisha Government Press, Madhupatna, Cuttack