



GOVERNMENT OF ODISHA

STATEMENTS PRESENTED ALONG WITH THE

ANNUAL BUDGET 2026-27

UNDER THE

ODISHA FISCAL RESPONSIBILITY

& BUDGET MANAGEMENT RULES,

2005

CONTENTS

Sl.	Form	Rule	Description	Page
1.	I	Rule 4 (1)	Fiscal Policy Strategy Statement	1 – 9
2.	II	Rule 4 (2)	Medium Term Fiscal Plan	10 –16
3.	III	Rule 6	Disclosure Statement	17 – 17
4.	IV	Rule 7	Special Statement on Number of Employees and related Salaries	18 – 50
5.	V	Rule 8	Statement of Deferred Liabilities	51 – 53

N. B.- Information provided in the Forms have been prepared from data as received from the respective Administrative Departments.

ABBREVIATIONS

AE	Advanced Economies
BE	Budget Estimate
CSS	Centrally Sponsored Scheme
CAMPA	Compensatory Afforestation Fund Management and Planning Authority
CAPEX	Capital Expenditure
CSF	Consolidated Sinking Fund
FD	Finance Department
FC	Finance Commission
FRBMA	Fiscal Responsibility and Budget Management Act
FY	Fiscal Year
GSDP	Gross State Domestic Product
GDP	Gross Domestic Product
GST	Goods and Services Tax
GSTN	Goods and Services Tax Network
HUDCO	Housing Development Corporation
IPRR	Interest Payment to Revenue Receipt
JITFS	Just In Time Funding System
MSMEs	Micro Small Medium Enterprises
MTEF	Medium-Term Expenditure Framework
MTFF	Medium-Term Fiscal Framework
MTPF	Medium-Term Fiscal Plan
OMBADC	Odisha Mineral Bearing Areas Development Corporation
NSSF	National Small savings Fund
OTS	One Time Settlement
RR	Revenue Receipts
RE	Revised Estimate
SNA	Single Nodal Account
JITFS	Just In Time Funding System

PREFACE

The Government of Odisha remains committed to responsible fiscal management as a cornerstone of its vision for a prosperous, inclusive and resilient State by 2036. Public expenditure is carefully prioritised to maximise developmental outcomes across infrastructure, human capital, agriculture, industry and social protection, while preserving long-term fiscal sustainability. Every fiscal decision is aligned with the broader objective of accelerating growth, enhancing equity and strengthening institutional credibility.

In recent years, Odisha's Own Revenue has recorded strong growth, supported by buoyancy in mining revenues and improved fiscal administration. Consequently, the State Budget has expanded from ₹2,00,000 crore in FY 2022-23 to ₹3,10,000 crore in FY 2026-27 (BE). Despite this scale-up in developmental outlays, the State has consistently adhered to the Fiscal Responsibility and Budget Management (FRBM) Act, 2005. The fiscal deficit has been maintained within 3.5 per cent of GSDP, the debt-to-GSDP ratio remains well below 25 per cent, and the Interest Payment to Revenue Receipts ratio is comfortably within the prescribed limit of 15 per cent.

Odisha's Public Finance Management system is anchored in transparency, predictability and medium-term fiscal planning. The FRBM Statement, aligned with the Medium-Term Fiscal Framework (MTFF), provides a structured assessment of fiscal strategy, assumptions and liabilities. It comprises five statutory forms covering fiscal policy strategy, reform measures, CAMPA utilisation, employee and salary disclosures, and deferred liabilities. This Statement reflects the Government's resolve to combine fiscal discipline with strategic investments that will propel Odisha towards its Vision 2036 goals while safeguarding macro-fiscal stability.

Form-I, the 'Fiscal Policy Strategy Statement,' outlines the macroeconomic situation, fiscal policies, and strategic priorities, covering FY 2025-26 and projection for FY 2026-27. Form-II details fiscal assumptions and institutional reforms for achieving fiscal objectives. Form-III discloses the utilization of funds under CAMPA. Form-IV provides data on government employees and salary expenditures. Form-V presents deferred liabilities, including the state's matching share in Centrally Sponsored Schemes (CSS).

FORM - I
FISCAL POLICY STRATEGY STATEMENT

{See Rule 4 (1)}

FISCAL POLICY OVERVIEW

State Government has adopted a rule based fiscal policy with medium term fiscal targets through enactment of the Fiscal Responsibility and Budget Management Legislation. The FRBM Act mandates to maintain revenue balance and to contain the fiscal deficit within 3% of GSDP. The 16th Finance Commission have recommended the fiscal deficit limit (as % of GSDP) at 3% during its award period between 2026-27 and 2030-31. The state will continue to work towards adhering to this prescribed limit. However, there will be no compromise on the infrastructural spending on the part of the State Government aligned with the Vision 2036 & 2047.

Besides, Government of India is providing 50-year interest-free loan under the Scheme for Special Assistance to States for CAPEX and the employer's share to NPS, which are allowed over and above the normal fiscal deficit. However, the fiscal policy of Odisha will be guided by the principle of long-term sustainable debt management keeping in view the developmental need of the state.

2. MACROECONOMIC SITUATION

GSDP of the state at current prices in 2025-26 (AE) is estimated at ₹9,88,421 crore with a nominal growth of 9.5% over 2024-25. The annual average growth of nominal GSDP over last ten years is around 10%. Real GSDP or GSDP at constant (2011-12) prices stands at ₹5,74,350 crore for the year 2025-26 as per the advance estimates with a growth of 7.9% over FY 2024-25. The annual average growth of GSDP in real terms over last ten years, excluding the covid year of 2020-21, stands above 7.5%. The comparative GSDP figures at current prices and at constant (2011-12) prices are given in the Tables below.

Table-1.1: GSDP at current prices (Rs. in crore)

	2021-22	2022-23	2023-24	2024-25	2025-26(AE)
GSDP	695530	717399	820852	903057	988421
Growth (%)	28.8	3.1	14.4	10.0	9.5

Table -1.2: GSDP at constant (2011-12) prices (Rs. in crore)

	2021-22	2022-23	2023-24	2024-25	2025-26(AE)
GSDP	452836	452603	496623	532279	574350
Growth (%)	16.4	-0.1	9.7	7.2	7.9

3. PROSPECTS OF THE STATE'S ECONOMY AND RELATED FISCAL STRATEGY

Odisha's economy is consistently growing at a higher rate compared to the national economy. During FY 2025-26, the real GSDP growth is 7.9% and it is projected to grow at 8% during FY 2026-27. With inflation moderating and domestic demand strengthening, risks now stem primarily from global trade fragmentation, financial market volatility and geopolitical uncertainty. However, sustained public expenditure, infrastructure expansion, industrial promotion and crowding-in of private investment are expected to reinforce growth momentum, enabling real growth above 8% and robust expansion of the economy in the medium term.

4. FISCAL POLICY FOR THE YEAR, 2026-27

After enactment of FRBM Act, formulation of budget is made within medium term macroeconomic and fiscal targets. The FRBM Act mandates to maintain revenue balance and contain the fiscal deficit within 3% of GSDP. The requirement of higher capital expenditure is contingent upon the generation of higher revenue surplus by rationalization and prioritization of revenue expenditure. Therefore, the fiscal policy for FY 2026-27 aims at containing the net borrowing within the prescribed limit with specific emphasis on borrowing from cheaper sources and creating a sizeable revenue surplus to fund the infrastructural need of the state.

The Government of India presented the Annual Budget for 2026-27 on 1st February, 2026. The State Government has adopted the estimate of share in Central Taxes and has taken inputs for working out the Grants-in-aid for various Centrally Sponsored and Central Sector Schemes from the Union Budget, 2026-27.

5. TAX POLICY

The tax policy for FY 2025-26 focuses on resolution of tax disputes, encourage one time settlement of arrear tax revenues, simplification of the compliances under different tax statutes, expansion of the tax base, closing the tax pilferages and adoption of technology to check the pilferage of taxes.

There was a demand from different sections of population about the abolition of Profession Tax. The State Government got this proposal in the pre-budget discussion as well. Since there is a separate income tax, the income of the taxpayer is getting taxed twice due to the Profession Tax. Therefore, the State Government has decided to abolish Profession Tax from FY 2026-27. This will lead to revenue forgo of about Rs.300 crore per annum to the State Government.

Table: 1.3: State's Policy for different Tax items

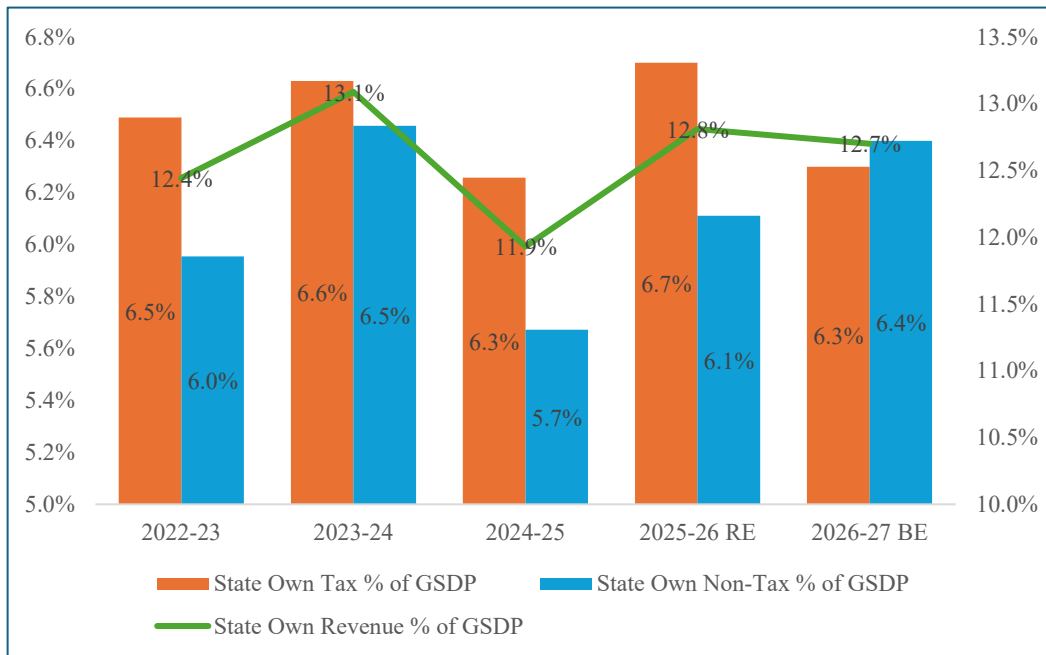
SN	Tax Name	Tax Policy
1	GST	Goods and Services Tax is the major broad-based tax administered dually by State and the Central Authorities. The GST taxation policy is determined by the GST Council. The State's policy for GST has been to improve compliance by expanding the tax base, preventing frauds, enhanced enforcement measures and tracking the non-filers.
2	VAT	VAT is now collected on Petroleum products and alcohol for human consumption. This constitutes to be an important component of State's Own Tax Revenue. Increased prices of the petroleum products, resumption of demand and removal of the anomalies between intrastate and interstate transactions has resulted in higher collection of VAT.
3	Motor Vehicle Tax (MVT)	It is estimated that the Motor Vehicle Tax collection will have double digit growth in FY 2026-27.
4	Stamp Duties and Registration Fees	The 'Stamp Duties and Registration Fees' is an important component of State's Own Tax Revenue. It is collected in case of sale and/or transfer of property. Due to renewals of registration of mining lease, valuation of resources, this tax collection is expected to increase in the coming financial years.
5	Electricity Duty	Major source of ED is collected from captive consumption. Hence, periodic rate revision is done to make it buoyant. For domestic consumption, the ED is collected as a percentage on electricity charges. Hence, for increased realisation of the Electricity Duty, the State government is putting emphasis on loss reduction and onetime arrear collection.
6	State Excise	The State Government brings out 'New State Excise Policy' every year to make it a buoyant source of revenue.

6. GROWTH OF OWN TAX AND NON-TAX

There has been impressive growth in the state's own revenue in recent years. State Own Revenue (SOR) reached an all-time high of 14.9% of

GSDP during FY 2021-22 mostly due to higher revenue collection from mining sector. Own Revenue is estimated to be 12.7% of GSDP as per 2025-26 (RE) and is projected to remain at the same level as per the budget estimate for FY 2026-27. State's own tax to GSDP ratio is estimated at 6.3% in FY 2026-27 (BE). Similarly, state's own non-tax to GSDP ratio is estimated at 6.1% in FY 2025-26 (RE) and it is projected to reach around 6.4% during FY 2026-27 (BE). Thus, the total own revenue as percentage of GSDP is estimated at 12.7% in FY 2026-27 (BE).

Figure-1.1: Own Revenue as Percentage of GSDP



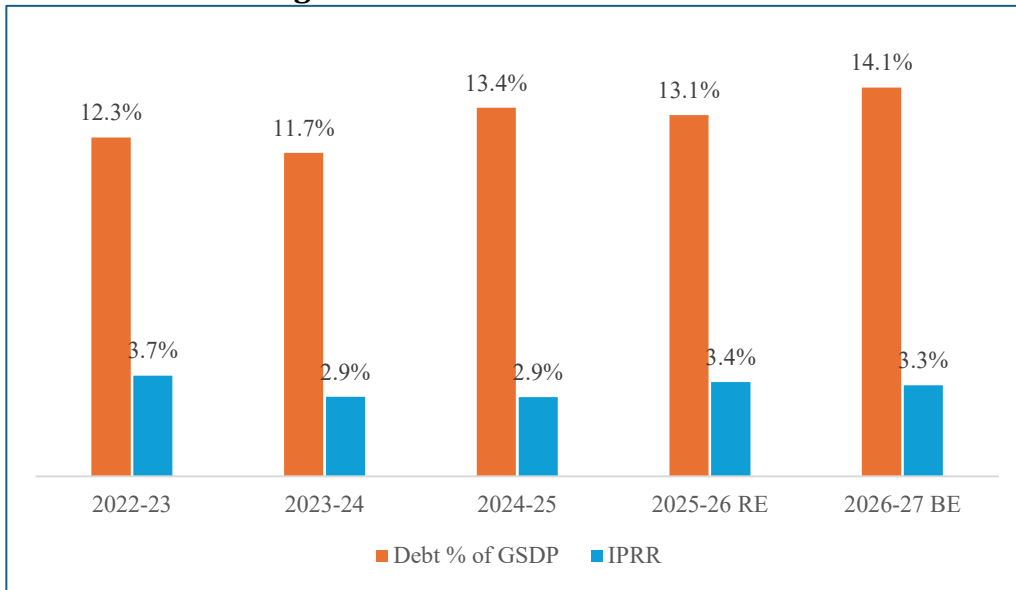
7. EXPENDITURE POLICY

State Government has identified Infrastructure Development, Health, Education, Agriculture, Rural and Urban Development, Women Empowerment, Connectivity, Industries & MSME, Social Security as the focused areas of public expenditure. The expenditure policy of the State Government is to contain the rise in operation and establishment related expenditure in the coming financial years and enhance the programme expenditure particularly Capital Expenditure. Capital Outlay in the financial year 2026-27 is estimated to be more than 6.5% of GSDP. Reduction of debt servicing liabilities through borrowing from low-cost sources will be the strategy for FY 2026-27. The Government has raised state developmental loans (OMB) to meet developmental expenditure considering its untied nature. The broad objective of the expenditure policy is to improve the quality of public expenditure in order to ensure better output and outcome.

8. GOVERNMENT BORROWINGS, LENDINGS AND INVESTMENTS

Odisha had one of the highest debt to GSDP ratios among all states of India at 50.7% as on 31st March, 2003 compared to all states average of 34.2% as worked out by the 12th Finance Commission. It is estimated that the debt to GSDP ratio is 13.1% in FY 2025-26(RE) and 14.1% in FY 2026-27 (BE). The IPRR ratio should be way below the 15% limit as per the FRBM Act. IPRR is estimated at 3.4% in FY 2025-26 (RE) and 3.3% in FY 2026-27 (BE).

Figure-1.2: Debt to GSDP and IPRR Ratio



State Government has been able to achieve debt sustainability through prudent expenditure management and adherence to the targets of FRBM Act, 2005. The policy of the State Government has been to reduce the burden of interest payment through prepayment of high-cost market loans and also through debt swap. Odisha has strategically restructured its debt portfolio by shifting towards lower-cost borrowing sources, like OMBADC and CAMPA. Besides, the state is likely to get almost 19% of its annual loan amount from SASCI, which is 50-years interest free loan extended by the Government of India for the state government to undertake capital projects. Simultaneously, the State has prepaid high-interest legacy loans, reducing interest burden and refinancing risk.

9. OTHER LIABILITIES

State Government has reduced the guaranteed liabilities and maintained it at prudent level. Accordingly, State Government has taken steps to reduce the contingent liability arising out of State Government guarantees. The guarantee outstanding as a percentage of Revenue Receipt less of grant- in-aid in the second preceding year has been reduced from 123.4% in 2001-02 to 1.8% as on 31st March, 2024. The

total outstanding guarantee as on 31st March 2025 is ₹2072.95 crore, which is 1.13% of total revenue receipt in FY 2024-25.

10. STRATEGIC PRIORITIES FOR THE YEAR, 2026-27

The Government's revenue policy in the current budget focuses on widening the tax base, improving compliance and strengthening enforcement to enhance sustainable revenue mobilisation. Targeted measures are being undertaken to augment collections under GST, State Excise, Motor Vehicle Tax and other own revenue sources through rationalisation, digital monitoring and data-driven enforcement. In order to unlock blocked revenues and reduce prolonged litigation, one-time settlement schemes are being introduced for arrears relating to Electricity Duty, Water Rate, Motor Vehicle Tax and taxes administered by the Commercial Tax Department, thereby improving liquidity and administrative efficiency.

On the expenditure side, the policy framework emphasises outcome-oriented budgeting by linking allocations to measurable physical outputs and developmental results. Greater priority is being accorded to capital outlay, particularly for infrastructure creation, to crowd in private investment and generate long-term growth multipliers. The Government aims to ensure optimal utilisation of resources, timely completion of ongoing projects, and enhanced budgetary support for critical infrastructure through close monitoring and disciplined financial management.

11. POLICY EVALUATION

All the fiscal indicators have been kept within the FRBM targets in the Budget Estimates for FY 2026-27. The total revenue expenditure is estimated at Rs. 2,15,500 crores in FY 2026-27 (BE). After achieving revenue balance, a surplus of Rs. 33,000 crore is projected in the Budget Estimates for 2026-27 which is 3.00 % of GSDP. Fiscal Deficit is estimated at 2.7% of GSDP, excluding the loan taken under SASCI 2026-27. The year-end debt stock for FY 2026-27 is estimated at Rs 1,55,710 crore which is 14.1% of GSDP, much less than the stipulated 25% limit. Total interest payment is estimated at Rs. 8200 crore for FY 2026-27. Therefore, the IPRR ratio is estimated to be 3.3%, well below the prescribe limit of 15%.

12. DEBT RESTRUCTURING

With strong fiscal correction and implementation of FRBM Act, 2005 in the State, the debt stock has stabilized from an unsustainable debt level of more than 50% of GSDP during FY 2002-03 to 13.1 % in FY 2025-26(RE). State Government has taken the following steps to reduce the burden of interest payment and to ensure debt sustainability.

Table: 1.4: State's Policy of Debt Sustainability

Sl No.	Items	Description
1	Swapping of high-cost loan	Swapping of some of the high-cost loans has resulted savings in interest payment.
2	Prepayment/ Buyback of high-cost borrowing	The State Government has been able to retire Rs. 395 crore and Rs.156 crore respectively of such borrowing during 2006-07 and 2007-08 respectively through auctions.
3	Prepayment/ Buyback of other high-cost loans	During 2007-08, Prepayment of High cost NSSF loan amounting to Rs.200 crore has been made by Government of Odisha. During the year 2012-13, prepayment of high-cost loan of Rs 575 (HUDCO loan of Rs.251 crore and REC loan of Rs. 324 crore) has been made.
4	Low-Cost Borrowing	State Government has borrowed from dedicated funds such as OMBADC and CAMPA at very low cost compared to high-cost borrowing sources such as Open Market Borrowing. The rate of interest is equal to the highest yielding 364 days Treasury Bill determined in the auction of the previous week.
5	Loan by GoI for shortfall in GST compensation cess during 2020-21 and 2021-22	During the pandemic in 2020-21 and 2021-22, Government of India has provided loans to the State Governments as the collection of the GST compensation cess fall short as compared to the requirement of the States. Although this total loan received by the State Government has been added to the total debt stock, but the loan servicing will be borne by Government of India.
6.	Special Assistance to States for Capital Investment (SASCI) scheme by GOI	Government of India has been providing Long-Term Infrastructure Loan to the States in form of "Special Assistance to States for Capital Investment (SASCI)" to finance the capital projects in the States. The loan received by the State is used to stimulate economic growth and infrastructure development. Total amount of loan estimated to be received in FY 2026-27 is Rs 9000 crore. The loan on this account is interest free and the principal will be repaid after 50 years.
7.	Drawing down the Public Account Net for Financing the CAPEX	During FY 2026-27, it is estimated to utilize Rs 10,000 crores from the cash balance to finance the Capex. This will reduce burden on Open market borrowing. This will reduce the total debt burden and in long run will have positive impact on interest payment.

In pursuance to the recommendation of the 11th Finance Commission and guidelines framed by RBI, the Government of Odisha has constituted a Consolidated Sinking Fund in FY 2003-04 to be utilized as an amortization fund for redemption of liability arising out of Open Market Borrowing and other borrowings. The total accumulation under the fund as on 31 March 2025 was 18,543.41 crore.

13. GUARANTEE POLICY

State Government is often required to provide guarantees for borrowings by public sector undertakings/ Co-operative Institutions/ Urban Local Bodies etc. to carry out developmental works. In pursuance of the recommendations of the Technical Committee of Finance Secretaries, the State Government has fixed administrative ceiling on guarantees during 2002-03 to regulate the guarantee vide F.D Resolution No. 52214/F dated 12.11.2002 which stipulates as under: -

“The total outstanding government guarantees as on 1st day of April every year shall not exceed 100 per cent of the State Revenue receipts of the second preceding year as reflected in the books of accounts maintained by the Accountant General. Attempt should be made to bring this gradually to the level of 80 percent over next five years”.

In Finance Department Resolution No. 46546 dated 14.11.06, it has been stipulated that in future government guarantee, if issued would cover the principal only and accordingly the guarantee format has been revised.

The State Government has constituted a Guarantee Redemption Fund during the year 2002-03 with the objective of meeting the payment obligations arising out of the default in discharging the debt servicing for the loans guaranteed by Government. The Fund guideline stipulates that the minimum corpus shall be maintained at 5% of total outstanding guarantees at the end of previous financial year. Provided that the State Government, at its discretion, may contribute to the Fund beyond 5% of total outstanding guarantees. The total accumulation of the fund was ₹2,073 crore, as on 31 March 2025, which is more than 100% of the total outstanding government guarantees at the close of the previous financial year.

In order to ensure fiscal discipline in Public Sector undertakings/ Urban Local Bodies / Co-operative Institutions and State-Owned Companies etc., and to minimize the default on discharge of government guaranteed loans, the State Government in their Resolution No. 11311/F dated 19.3.2004 have issued instructions that all Public Sector Undertakings / Urban Local bodies / Co-operative Institutions and State-Owned Companies etc., who have borrowed or intend to borrow

against government guarantee, will open an Escrow Account in a nationalized bank for timely repayment of guaranteed loans. The proceeds of this account shall first be utilized for payment of dues of the financial Institutions and it is only after meeting such payments that the surplus amount shall be diverted for other payments including salaries.

13. Budget Stabilisation Fund

State Government has constituted Budget Stabilisation Fund in FY 2022-23, vide Finance Department Notification No. 9271-FIN-BUD3-PD-0005-2022/F dated 24.03.2023. The fund has been constituted with an objective of using it as a tool to absorb the fiscal shocks from mining revenue. According to the guidelines of the fund, contributions to the Fund shall be made from the surplus of the Revenue account. There shall be no ceiling on contributions to the Fund in terms of amount and frequency. The total accumulation in the Fund was ₹19,574.87 crore, as on 31 March 2025.

FORM -II
MEDIUM TERM FISCAL PLAN
 {See rule 4 (2)}

1. FISCAL INDICATORS – ROLLING TARGETS ASSUMED IN THE MEDIUM-TERM FISCAL PLAN

Table-2.1: Fiscal Indicators for the Medium-Term Projection Period

As Percentage of GSDP	Actual	Last Year Revised Estimate	Current Year Target Budget Estimate	Targets for Next two years	
			Y	Y + 1	Y + 2
	2024-25	2025-26	2026-27	2027-28	2028-29
Revenue Surplus	2.5	2.7	3.0	2.9	2.8
Fiscal Deficit	2.8	3.5	3.5	3.5	3.5
Primary Deficit	2.2	2.7	2.8	2.8	2.8
Total Debt Stock	13.4	13.1	14.1	15.0	16.0

2. ASSUMPTIONS ON ECONOMIC GROWTH

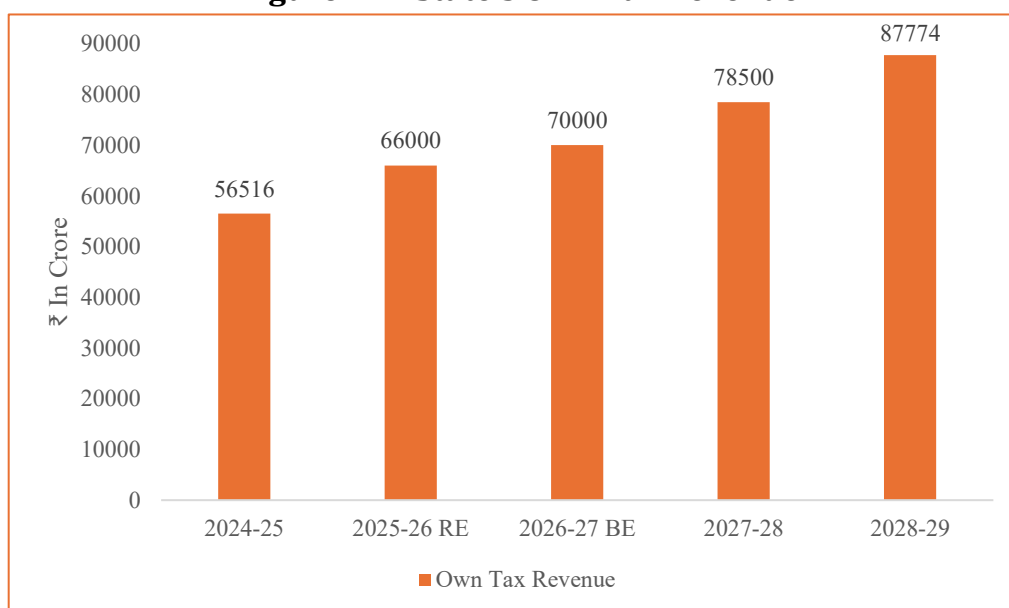
Odisha's growth trajectory over recent years demonstrates strong resilience and sustained momentum. Following the pandemic-affected year 2020-21, when nominal GSDP growth was limited to 0.5%, the State recorded a sharp rebound of 28.8% in 2021-22. Growth thereafter stabilised at 14.4% in 2023-24, 10.0% in 2024-25 (2nd AE) and 9.5% in 2025-26 (AE), with average nominal growth of about 13% since the rebound. In real terms, growth stood at 16.4% in 2021-22, moderated briefly, and then remained robust at around 7-9%, averaging approximately 8%, reflecting sustained industrial expansion and strengthening domestic demand.

The Fifteenth Finance Commission had adopted the formula prescribed by the Fourteenth Finance Commission for estimation of GSDP for the budget year based on 3 years average growth preceding the current year. Based on this formula, GSDP at current prices for the year 2026-27 is estimated at ₹11.07 lakh crore. It is estimated that the nominal growth rate for the year 2025-26 will be 12%. The real growth rate is estimated at 8% for FY 2026-27.

3. REVENUE RECEIPTS

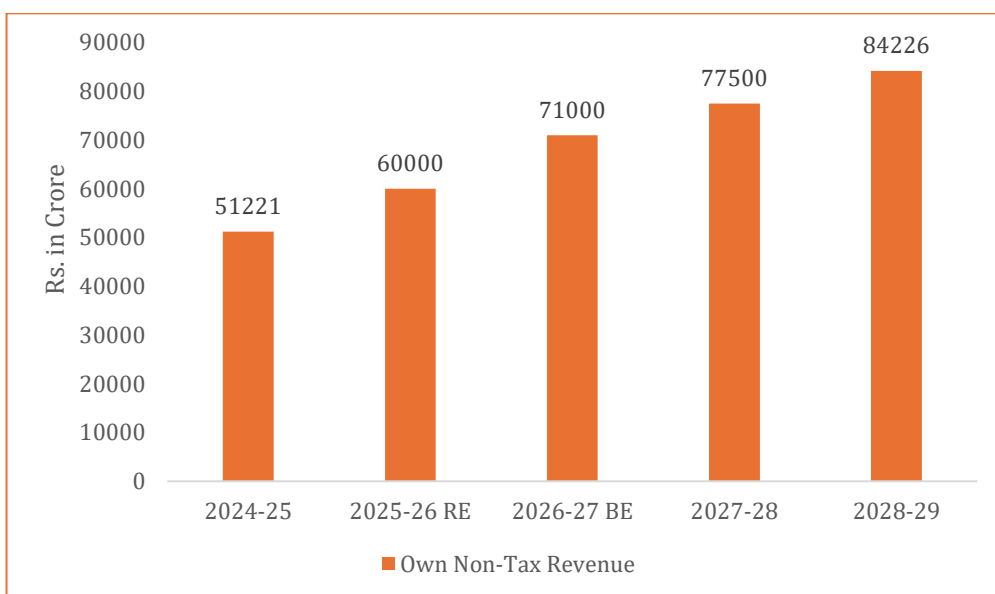
(a) Tax Revenue – State’s Own Tax Revenue as percentage of GSDP was 6.0% in FY 2019-20 and has reached 6.3% as per the budget estimate for 2026-27. Keeping in view the recent trend in revenue collection, growth in Own Tax Revenue is projected over 6% in 2026-27(BE) over the Revised Estimates for 2025-26 and about 12% during the period of projection in the MTFP. State’s Own Tax-GSDP ratio has been estimated at 6.7% in 2025-26 (RE), 6.3% in 2026-27 (BE), and 6.3% in medium term. The projection for the period up to FY 2028-29 is based on the existing taxation power of the State Government.

Figure-2.1: State’s Own Tax Revenue



(b) Non-Tax Revenue : Mining royalty constitutes an important component of non-tax revenue. Due to renewal of existing mining leases and auction of mines, there has been substantial growth in mining revenue since 2021-22. For FY 2026-27, the mining revenue is projected to be ₹56,000 crore. Dividend receipt depends upon the level of profit of the PSUs in which the State Government has investment. Taking into account the above factors, the State’s own non-Tax revenue is estimated at ₹60,000 crore for the year 2026-26 (RE) & at ₹71,000 crore in 2026-27 (BE). The non-tax revenue is projected to register growth rate over 18% during 2026-27. A steady growth around 8 to 10% can be expected in the medium term.

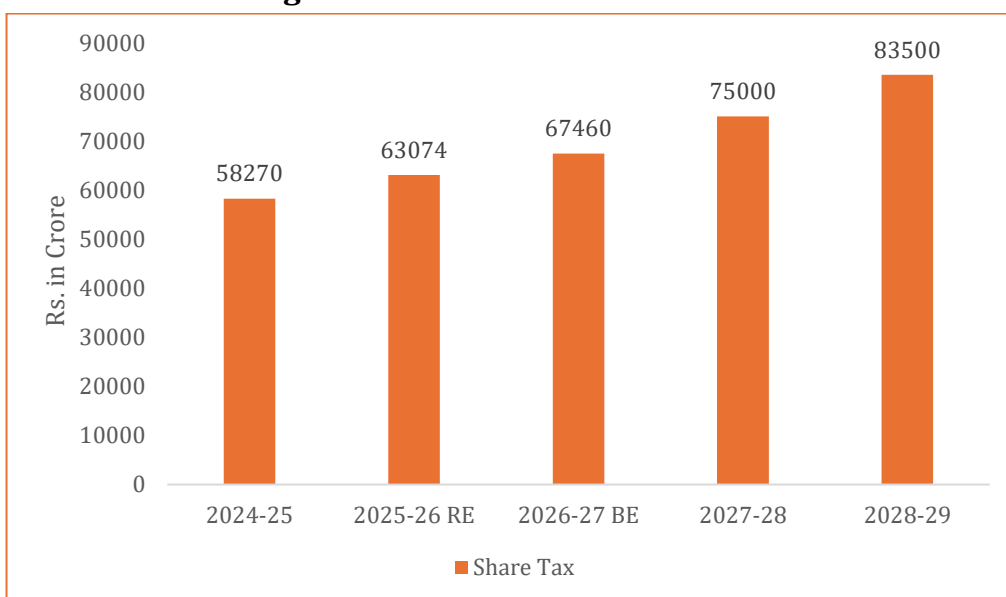
Figure-2.2: State's Own Non-Tax Revenue



(c) Devolution to States:

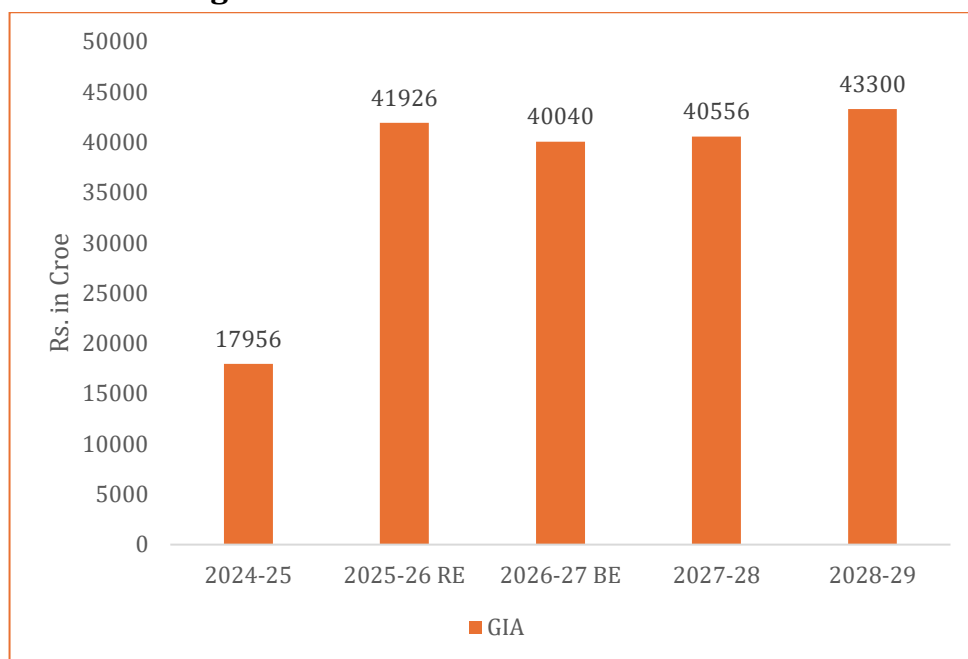
Share Taxes The transfers for Odisha shown in the annual budget of the Union Government for 2026-27 have been adopted for the budget preparation. Accordingly, the Share Tax is taken at ₹63,073 crore in 2025-26 (RE) and ₹67,460 crore in 2026-27 (BE). In the medium term, it is estimated that the share tax will be ₹75,000 crore in 2027-28 and ₹83,500 crore in 2028-29.

Figure-2.3: Share in Central Taxes



Grants from the Centre : Grants from the Centre include Central Assistance for Centrally Sponsored Schemes (CSS), Central Sector Schemes (CS), transfers to local bodies and grants for disaster management as per the recommendations of the 16th Finance Commission. For FY 2026-27, the total grant from the Government of India is estimated at ₹40040 crore. The grant under CSS is decreasing over the years. Therefore, the total GIA from the Centre is on a downward trend.

Figure-2.4: Grants in Aid from the Centre



4. CAPITAL RECEIPTS

(a) Recovery of Loans & Advances

The loans and advances have been taken at ₹1600 crore for 2025-26 (RE), ₹700 crore in 2026-27 (BE), ₹800 crore in 2027-28 and ₹900 crore in 2028-29.

(b) Borrowings

The borrowings to finance Programme expenditure complement the central assistance received from Government of India. The total borrowing from various sources is estimated at ₹32,400 crore in FY 2025-26 (RE) and ₹47.800 crore in FY 2026-27 (BE).

5. TOTAL EXPENDITURE – POLICY STANCE

(a) Revenue Account

(i) **Salary & Pension** – The State Government continues to follow a calibrated approach to contain the long-term growth of salary and pension liabilities through need-based recruitment and mandatory concurrence of the Finance Department for creation of new posts. The Defined Contribution Pension Scheme (NPS) remains in force for employees joining on or after 01.01.2005, thereby moderating future pension obligations. The Union Government has recently introduced the Unified Pension Scheme (UPS) as an alternative option for employees, and its adoption by the State Government is under consideration in the near future. Further, with the 8th Central Pay Commission having been constituted and its recommendations expected later this year, provision for salary and pension expenditure is likely to rise from the next financial year to accommodate revised pay and pension commitments.

(ii) **Subsidies** – Subsidies have been substantially reduced over the years till 2007-08. However, Food Subsidy is being provided to insulate the poor and the vulnerable groups from the effect of rising prices of food articles under the National Food Security Act as their legal entitlement.

(iii) **Maintenance Expenditure** – Maintenance & upkeep of Capital assets is one of the priority areas of the State Government. Even though the Twelfth Finance Commission recommended grants for maintenance of buildings were discontinued after 2009-10, the State Government have kept intact the provision for maintenance from own resources so as to ensure proper maintenance of capital assets.

(iv) **Calamity Relief** – Provision towards SDRF is taken as per recommendations of Finance Commission. However, provision of ₹2147 crore has been made towards SDRF and ₹3228 crore towards NDRF respectively in the budget estimates for 2026-27. In the medium-term projection, provision towards SDRF and NDRF has been increased based on increase in grants received from the Central Government as per recommendations of the 16th Finance Commission.

(v) **Others** – In line with the recommendations of the Twelfth Finance Commission, the State Government set up a Sinking Fund for amortisation of Borrowings from the open market and other sources. A Guarantee

Redemption Fund was also established to meet the contingent liability arising out of the total outstanding guarantees. The projection in the MTFP has not taken into account any transfer to these funds since the balance available in the Fund is adequate.

(vi) At a time when Non Tax Revenue on account of unprecedented growth in Mining Revenue increased manifold, the Government constituted the **Budget Stabilisation Fund**, which will act as a rainy-day fund to provide buffer to mitigate fiscal shocks arising out of volatility in revenue.

(b) Capital Account

(i) **Loans & Advances** – The loans and advances given by the State Government to its employees and state owned enterprises constitute an important part of expenditure under capital account.

(ii) **Capital Outlay** – Capital outlay through public investment catalyses overall growth in the economy. The fiscal objective is to continue with higher capital investment in the coming financial years. In order to ensure higher capital spending, larger share of the outlay for programme expenditure should be assigned to capital account. Thus, the capital outlay is estimated at ₹65,012 crore in 2025-26(RE), ₹72,100 crore in FY 2026-27(BE) which is about 6.1% and 6.5 % of GSDP respectively. In the medium term, the capital outlay is estimated at 6.4% of GSDP.

(c) Assessment of Sustainability

(i) **Revenue Surplus**- After achieving revenue balance, surplus amounts of ₹ 27,000 crore and ₹ 33,000 crore are estimated for FY 2025-26(RE) and for FY 2026-27 (BE) which is 2.7% and 3.0% of GSDP respectively. The Revenue surplus is likely to remain below 3% level in the medium term.

(ii) **Fiscal Deficit** – The state has been able to contain the fiscal deficit within the FRBM prescribed limit in all successive years following the enactment. The estimated fiscal deficit of ₹ 38,800 crore in the Budget Estimates for 2026-27 is 3.5% of GSDP, which is within borrowing ceiling for the year. This includes the borrowing under SASCI from the Government of India. If the loan amount from SASCI is excluded then, the Fiscal Deficit is estimated at 2.7% of GSDP. In the medium term, the fiscal deficit is projected to remain around 3.5% of GSDP.

(iii) **Use of capital receipts for generating productive assets** – Ideally the capital receipts including the borrowings should be utilised to generate assets to ensure income for the State Government. However, persistence of deficit in the revenue account of the State for a long period had compelled the State Government to divert the borrowed funds from capital account to meet the revenue deficit in the past years. In the early eighties, this diversion was negligible or there was no such diversion of capital receipts to meet the revenue deficit. This diversion reached an alarming level of 77.3% in the year 1998-99. However, since 2005-06, the entire borrowed fund is utilized for capital spending.

6. BUDGET ESTIMATES, 2026-27

The projections made in the Medium-Term Fiscal Plan (MTFP) are only indicative, based on which the Budget Estimates are to be prepared on year-to-year basis. The MTFP envisages rolling targets, which is dynamic in nature and is to be updated periodically keeping in view the changing circumstances and the latest available actuals. Our Expenditure policy is guided by emphasis on capital investment, which necessitates higher collection from State's Own Tax and Non- Tax Revenue in order to keep the borrowing within FRBM limit.

The total revenue receipt is estimated at ₹2,48,500 crore for 2026-27 (BE). Own tax revenue is estimated at ₹70,000 crore and own non-tax revenue is estimated at ₹71,000 crore for FY 2026-27 (BE). Our own revenue is estimated at ₹1,41,000 crore. The share in Central Taxes for 2026-27(BE) is estimated at ₹ 67,460 crore. Grants-in-Aid from the Centre is estimated at ₹ 40, 040 crore. Total provision of expenditure made in the Budget Estimates for 2025-26 including debt repayment is ₹3,10,000 crore, which represents 7% increase over the previous year. Administrative expenditure is estimated at ₹1,14,000 crore and programme expenditure is estimated at ₹1,80,000 crore. The provisions for Disaster Response Funds and Transfers from State are ₹5375 crore and ₹10,625 crore respectively.

FORM - III
DISCLOSURE STATEMENT
{See Rule 6}

Harmonisation of Object Heads

The harmonization of Object Heads is a crucial financial reform aimed at enhancing transparency, uniformity, and comparability in government expenditure. This initiative, driven by the Comptroller and Auditor General (CAG) in collaboration with state governments, seeks to align Odisha's object heads with national level object heads. Standardization will improve economic classification of expenditures and preparation of general government accounts at national level.

The 12th and 13th Finance Commissions had underscored the importance of uniform classification in accounting across all states. As part of the reform, Odisha is mapping its Object Heads to match the national format, thereby complying to the need for uniform classification.

The rationalization process includes key changes such as consolidating salary-related Object Heads, distinguishing allowances from salaries, and defining expenditure on outsourced personnel. The proposed framework suggests maintaining a single Object Head for salaries while incorporating Dearness Allowance within it. Separate heads may be created for other allowances based on necessity. Additionally, Research & Development (R&D) expenditure is recommended to be budgeted distinctly, with specific Object Heads for direct government spending and grants-in-aid for external institutions.

The transition to a harmonized system requires modifications in IT systems and budget preparation processes. Odisha's proactive participation in this reform will enhance financial reporting accuracy and align the state expenditure with national economic classification practices.

FORM - IV
(See Rule 7)

SPECIAL STATEMENT ON NUMBER OF EMPLOYEES AND RELATED SALARIES

(Rupees in Lakh)

Department : 01-HOME						
Major Head	Scale of Pay	No. of Employees	Expenditure (Rs. in Lakh)			
			Pay including Spl Pay, DP and GP	Dearness Allowance	Allowances (HRA, RCM, OA)	TOTAL
(1)	(2)	(3)	(4)	(5)	(6)	(7)
2014	51550-1230-58930-1380-63070	8	61.11	108.40	4.39	173.90
2014	57700-1230-58930-1380-67210-1540-70290	1	6.18	10.72	0.97	17.87
2014	15600-39100	67	564.66	132.47	19.45	716.57
2014	90000	1	30.00	7.67	0.00	37.67
2014	37400-67000	1	15.56	3.63	0.79	19.97
2014	80000	15	408.27	107.55	59.02	574.84
2014	15600-41100	1	10.13	2.36	0.00	12.49
2014	39530-920-40450-1080-49090-1230-54010	7	40.28	71.46	2.47	114.21
2014	9300-34800	598	3526.58	825.01	153.22	4504.81
2014	70290-1540-76450	3	25.43	45.29	0.00	70.73
2014	27700-33090	1	3.86	6.88	0.00	10.73
2014	27700-770-33090-920-40450-1080-44770	3	12.10	21.53	0.77	34.40
2014	5200-20200	119	408.05	97.36	17.67	523.08
2014	4750-14680	213	654.54	145.30	40.44	840.28
2014	4930-14680	63	233.07	58.43	13.32	304.82
2014	4440-14680	0	0.00	0.00	0.00	0.00
	TOTAL	1106	5999.82	1644.05	312.51	7956.39
2015	15600-39100	6	55.90	12.40	1.29	69.59
2015	37400-67000	2	37.37	9.25	1.43	48.06
2015	67000-79000	1	25.17	5.86	0.00	31.03
2015	9300-34800	39	233.66	54.31	3.93	291.89
2015	15100-400-18300	0	0.00	0.00	0.00	0.00
2015	5200-20200	51	166.32	35.57	2.70	204.59
2015	4750-14680	13	37.30	7.92	0.16	45.38
2015	4930-14680	7	24.40	5.64	0.12	30.16
2015	4860-14680	1	0.28	0.05	0.00	0.34
2015	56100-177500	1	2.35	0.47	0.00	2.83
2015	15600-41100	0	0.00	0.00	0.00	0.00
	TOTAL	121	582.76	131.47	9.64	723.87
2052	15600-39100	44	405.92	93.37	6.97	506.26
2052	35400-112400	0	0.00	0.00	0.00	0.00
2052	37400-67000	7	128.15	30.15	1.70	160.00
2052	67000-79000	0	0.00	0.00	0.00	0.00
2052	80000	1	20.47	4.25	0.00	24.72
2052	9300-34800	170	969.26	228.41	16.88	1214.54
2052	5200-20200	89	254.88	37.59	1.66	294.12
2052	4750-14680	39	118.50	27.46	0.74	146.70
2052	4930-14680	0	0.00	0.00	0.00	0.00
	TOTAL	352	1897.17	421.23	27.95	2346.34
2055	51550-1230-58930-1380-63070	0	0.00	0.00	0.00	0.00
2055	15600-39100	372	3279.61	778.84	24.53	4082.98
2055	225000	1	27.00	6.28	0.00	33.28
2055	37400-67000	26	411.12	106.39	0.85	518.36
2055	67000-79000	10	276.83	67.40	1.22	345.45
2055	80000	1	26.93	6.26	0.00	33.19
2055	15600-41100	1	9.96	2.32	0.00	12.28
2055	9300-34800	4778	26947.09	6007.68	292.96	33247.73
2055	27700-770-33090-920-40450-1080-44770	1	1.96	0.00	0.00	1.96

FORM - IV
(See Rule 7)

SPECIAL STATEMENT ON NUMBER OF EMPLOYEES AND RELATED SALARIES

(Rupees in Lakh)

		No. of Employees	Pay including Spl Pay, DP and GP	Dearness Allowance	Allowances (HRA,RCM, OA)	TOTAL
(1)	(2)	(3)	(4)	(5)	(6)	(7)
2055	5200-20200	52185	189500.29	41900.16	3699.80	235100.24
2055	4750-14680	1541	4666.61	990.35	116.06	5773.02
2055	4930-14680	525	1337.22	252.62	27.12	1616.95
2055	4800-14680	1	7.21	1.72	0.49	9.42
2055	4860-14680	1	1.69	0.38	0.00	2.07
2055	30000	1	2.23	0.00	0.00	2.23
	TOTAL	59447	226495.75	50120.40	4163.02	280779.16
2056	15600-39100	10	99.20	26.95	1.05	127.20
2056	37400-67000	1	13.69	5.81	0.16	19.66
2056	67000-79000	1	26.93	6.26	0.00	33.19
2056	9300-34800	221	1323.55	307.37	9.31	1640.23
2056	5200-20200	1725	5459.65	1204.05	15.88	6679.58
2056	4750-14680	73	241.58	59.92	2.89	304.39
2056	4930-14680	2	10.83	2.42	0.20	13.46
	TOTAL	2035	7175.43	1612.78	29.50	8817.70
2070	15600-39100	13	124.36	29.16	5.40	158.92
2070	37400-67000	2	42.00	10.41	0.00	52.41
2070	67000-79000	3	68.69	15.92	0.69	85.31
2070	80000	1	18.92	3.82	0.00	22.73
2070	9300-34800	372	2122.32	488.54	22.45	2633.31
2070	5200-20200	4944	14898.43	3237.58	104.77	18240.78
2070	4750-14680	168	607.16	142.38	15.62	765.16
2070	4930-14680	12	48.39	11.14	1.51	61.04
2070	4860-14680	1	2.90	0.68	0.00	3.58
2070	4440-14680	0	0.00	0.00	0.00	0.00
	TOTAL	5519	17933.16	3939.62	150.45	22023.23
2235	15600-39100	1	8.80	1.98	0.50	11.29
2235	35400-112400	0	0.00	0.00	0.00	0.00
2235	9300-34800	30	177.58	37.78	2.41	217.78
2235	27700-33090	1	4.02	1.29	0.13	5.45
2235	5200-20200	29	108.44	24.58	1.57	134.59
2235	4750-14680	41	140.20	35.33	3.18	178.72
2235	4930-14680	2	8.23	1.92	0.00	10.15
2235	4750-125-7500	1	4.03	0.94	0.13	5.11
2235	37400-67000	1	0.42	0.00	0.00	0.42
2235	80000	0	0.00	0.00	0.00	0.00
	TOTAL	108	451.73	103.84	7.92	563.49
2406	9300-34800	17	90.55	21.32	0.58	112.45
2406	5200-20200	226	807.70	187.10	14.66	1009.47
	TOTAL	243	898.26	208.42	15.24	1121.92
	GRAND TOTAL	68934	261434.08	58181.80	4716.23	324332.11
Department : 02-G.A and P.G.						
2014	39530-920-40450-1080-49090-1230-54010	1	1.75	2.87	0.35	4.96
2014	57700-1230-58930-1380-67210-1540-70290	1	2.16	3.54	0.00	5.70
2014	15600-39100	1	6.27	1.68	0.15	8.10
2014	9300-34800	27	169.94	38.05	7.04	215.02
2014	5200-20200	23	110.36	25.47	2.77	138.61
2014	4750-14680	32	98.00	21.21	2.19	121.39
2014	4930-14680	3	11.99	2.80	0.53	15.31
	TOTAL	87	400.46	95.61	13.03	509.10

FORM - IV
(See Rule 7)

SPECIAL STATEMENT ON NUMBER OF EMPLOYEES AND RELATED SALARIES

(Rupees in Lakh)

		No. of Employees	Pay including Spl Pay, DP and GP	Dearness Allowance	Allowances (HRA, RCM, OA)	TOTAL
(1)	(2)	(3)	(4)	(5)	(6)	(7)
2051	80000	5	63.77	14.99	5.21	83.97
2051	15600-39100	14	137.45	32.66	5.34	175.44
2051	37400-67000	4	67.97	15.93	0.79	84.69
2051	56100-177500	1	10.11	4.46	1.17	15.73
2051	67000	1	17.61	7.87	1.06	26.55
2051	9300-34800	43	288.15	65.44	12.68	366.27
2051	5200-20200	52	134.68	22.49	1.47	158.64
2051	4750-14680	21	74.00	17.97	2.79	94.75
2051	4930-14680	4	15.69	3.69	0.30	19.68
	TOTAL	148	809.42	185.50	30.80	1025.72
2052	80000	1	27.00	6.28	0.00	33.28
2052	15600-39100	30	308.15	71.27	3.61	383.03
2052	37400-67000	10	171.49	42.48	3.81	217.79
2052	67000-79000	1	47.69	12.19	0.00	59.88
2052	10000-325-15200	0	0.00	0.00	0.00	0.00
2052	9300-34800	120	681.72	157.09	9.94	848.75
2052	5200-20200	102	355.72	76.21	1.49	433.42
2052	4750-14680	213	610.15	138.46	12.32	760.93
2052	4930-14680	8	31.49	7.21	0.23	38.93
	TOTAL	488	2233.41	511.19	31.41	2776.01
2062	225000	3	40.50	19.78	6.89	67.16
2062	250000	1	15.00	7.33	0.00	22.33
2062	39530-920-40450-1080-49090-1230-54010	1	1.10	1.80	0.22	3.12
2062	51550-1230-58930-1380-63070	2	15.24	27.15	1.37	43.76
2062	70290-1540-76450	1	8.58	22.78	1.76	33.12
2062	15600-39100	29	308.89	74.14	4.45	387.48
2062	37400-67000	2	34.57	8.19	0.89	43.65
2062	56100-177500	7	64.08	15.76	0.16	80.01
2062	15600-41100	0	0.00	0.00	0.00	0.00
2062	9300-34800	216	1434.83	335.64	26.76	1797.23
2062	35400-112400	1	5.39	1.22	0.02	6.63
2062	5200-20200	313	1403.68	327.80	28.21	1759.69
2062	4750-14680	96	378.27	89.09	10.72	478.09
2062	4860-14680	3	12.49	2.91	0.28	15.68
2062	4930-14680	13	51.98	12.11	0.81	64.90
2062	67000-79000	0	0.00	0.00	0.00	0.00
	TOTAL	691	3774.59	945.69	82.54	4802.82
2070	80000	1	28.44	6.28	1.92	36.64
2070	15600-39100	9	71.39	16.81	0.50	88.71
2070	37400-67000	1	6.91	1.10	0.00	8.01
2070	9300-34800	10	66.76	15.18	0.88	82.82
2070	5200-20200	8	34.74	7.79	0.00	42.54
2070	4750-14680	19	58.85	12.75	0.30	71.91
2070	4930-14680	3	12.19	2.82	0.05	15.05
	TOTAL	52	279.29	62.73	3.65	345.67
2216	9300-34800	21	131.34	30.66	0.33	162.33
2216	5200-20200	6	17.71	4.72	0.26	22.69
2216	4750-14680	2	2.39	2.18	0.24	4.81
2216	4930-14680	2	7.01	1.63	0.00	8.64
2216	4800-14680	0	0.00	0.00	0.00	0.00
	TOTAL	32	158.45	39.19	0.83	198.47
	GRAND TOTAL	1501	7655.61	1839.92	162.27	9657.79

FORM - IV

(See Rule 7)

SPECIAL STATEMENT ON NUMBER OF EMPLOYEES AND RELATED SALARIES

(Rupees in Lakh)

		No. of Employees	Pay including Spl Pay, DP and GP	Dearness Allowance	Allowances (HRA,RCM, OA)	TOTAL
(1)	(2)	(3)	(4)	(5)	(6)	(7)
Department : 03-REVENUE						
2014	5200-20200	7	17.30	2.92	0.34	20.56
2014	4750-14680	0	0.00	0.00	0.00	0.00
	TOTAL	7	17.30	2.92	0.34	20.56
2015	9300-34800	3	10.97	2.63	0.18	13.77
2015	5200-20200	45	172.83	40.26	1.83	214.92
2015	4750-14680	15	57.22	13.17	0.81	71.21
2015	4930-14680	4	14.04	3.27	0.00	17.31
2015	4860-14680	0	0.00	0.00	0.00	0.00
2015	4800-14680	0	0.00	0.00	0.00	0.00
2015	4440-14680	0	0.00	0.00	0.00	0.00
	TOTAL	68	255.06	59.33	2.82	317.21
2029	37400-67000	1	17.81	4.15	0.00	21.96
2029	15600-39100	298	2150.03	520.04	8.92	2678.98
2029	15600-41100	9	70.44	16.30	0.51	87.25
2029	10000-325-15200	1	16.13	3.75	0.69	20.57
2029	57700-70290	0	0.00	0.00	0.00	0.00
2029	9300-34800	3046	14855.52	3381.12	113.51	18350.15
2029	15100-400-18300	1	8.56	1.97	0.00	10.53
2029	35400-112400	2	9.36	2.22	0.17	11.74
2029	39530-51550	2	16.07	3.80	0.16	20.03
2029	8000-275-13500	1	7.80	1.81	0.00	9.61
2029	5200-20200	4991	13973.55	2903.19	189.23	17065.98
2029	33090-920-40450-1080-45850	8	37.96	7.36	0.32	45.65
2029	27700-33090	6	22.32	4.76	0.20	27.27
2029	4750-14680	1873	5008.07	1113.56	70.77	6192.40
2029	4930-14680	135	432.24	99.33	7.42	538.99
2029	18750-400-19150-450-21850-500-22850	3	9.68	2.25	0.16	12.09
2029	22400-525-24500	6	21.37	4.52	0.33	26.21
2029	3050-75-3950-80-4590	1	0.24	0.04	0.00	0.29
2029	33090-45850	3	6.84	0.64	0.05	7.53
2029	4440-14680	39	112.42	26.31	1.40	140.13
2029	4860-14680	137	418.02	96.21	7.21	521.43
2029	2550-55-2660-60-3200	1	3.96	0.92	0.00	4.88
2029	4440-7440	15	43.42	9.44	0.51	53.37
2029	4750-125-7500	22	47.49	9.36	0.45	57.31
2029	4800-14680	17	51.91	11.64	0.95	64.51
2029	2610-60-3150-65-3540	0	0.00	0.00	0.00	0.00
2029	9350-325-14550	0	0.00	0.00	0.00	0.00
2029	12000-420-18300	3	3.59	5.23	0.00	8.82
	TOTAL	10628	37344.80	8229.93	402.96	45977.69
2030	15600-39100	5	44.91	10.64	1.25	56.80
2030	9300-34800	127	729.83	178.05	13.72	921.60
2030	5200-20200	576	1310.11	168.00	14.91	1493.02
2030	4750-14680	54	141.82	33.98	2.68	178.48
2030	4930-14680	13	52.85	12.34	1.60	66.79
2030	4440-7440	0	0.00	0.00	0.00	0.00
2030	10000-325-15200	1	0.36	0.06	0.01	0.43
2030	4440-14680	0	0.00	0.00	0.00	0.00
	TOTAL	778	2279.88	403.07	34.17	2717.13
2047	9300-34800	3	16.10	2.12	0.39	18.62
2047	5200-20200	1	0.53	0.15	0.01	0.68
	TOTAL	3	16.63	2.27	0.40	19.30
2052	67000-79000	1	18.58	3.85	0.00	22.43
2052	37400-67000	20	278.57	64.72	5.29	348.58
2052	80000	1	28.52	6.54	0.00	35.06
2052	15600-39100	44	404.45	93.81	10.27	508.52
2052	9300-34800	222	1340.99	311.26	48.33	1700.58
2052	5200-20200	144	477.85	97.01	13.29	588.15
2052	4750-14680	39	113.92	26.23	2.90	143.05
2052	4930-14680	31	99.46	19.30	1.88	120.64
2052	4440-14680	1	2.46	0.57	0.04	3.08
2052	4860-14680	1	3.88	0.90	0.07	4.85

FORM - IV
(See Rule 7)

SPECIAL STATEMENT ON NUMBER OF EMPLOYEES AND RELATED SALARIES

(Rupees in Lakh)

		No. of Employees	Pay including Spl Pay, DP and GP	Dearness Allowance	Allowances (HRA,RCM, OA)	TOTAL
(1)	(2)	(3)	(4)	(5)	(6)	(7)
2052	18400-500-22400	1	2.46	0.57	0.04	3.08
2052	56100-177500	1	5.28	1.46	0.00	6.74
2052	15600-41100	1	4.87	1.45	0.00	6.33
	TOTAL	508	2781.29	627.69	82.10	3491.09
2053	37400-67000	17	254.13	59.21	1.52	314.86
2053	15600-39100	336	2760.59	655.89	22.37	3438.85
2053	15600-41100	10	81.36	18.65	0.46	100.47
2053	39530-920-40450-1080-49090-1230-54010	2	14.23	24.78	1.51	40.53
2053	51550-1230-58930-1380-63070	1	6.44	11.49	0.00	17.93
2053	9300-34800	599	3518.01	827.71	52.84	4398.55
2053	56100-177500	1	11.74	2.56	0.11	14.42
2053	2000-100-6000	1	7.19	1.67	0.24	9.10
2053	5200-20200	1681	5450.48	1172.29	73.80	6696.57
2053	4750-14680	608	1687.19	370.61	24.45	2082.25
2053	4930-14680	67	222.32	50.45	3.02	275.79
2053	4440-14680	32	115.73	28.11	0.90	144.74
2053	4860-14680	58	177.75	40.53	2.98	221.26
2053	4440-7440	1	0.71	1.27	0.00	1.98
2053	4750-125-7500	16	57.31	13.13	1.90	72.33
2053	4800-14680	3	9.83	1.97	0.07	11.86
2053	7440-14680	6	21.50	4.62	0.30	26.42
2053	35400-112400	1	0.42	0.13	0.00	0.55
	TOTAL	3446	14396.93	3285.07	186.47	17868.47
2054	9300-34800	0	0.00	0.00	0.00	0.00
	TOTAL	0	0.00	0.00	0.00	0.00
2215	9300-34800	0	0.00	0.00	0.00	0.00
	TOTAL	0	0.00	0.00	0.00	0.00
2225	15600-39100	2	19.54	4.56	0.48	24.57
2225	9300-34800	39	307.05	71.68	4.29	383.03
2225	5200-20200	114	512.12	119.15	4.52	635.78
2225	5500-175-9000	0	0.00	0.00	0.00	0.00
2225	3600-100-5600	62	285.80	67.12	1.93	354.86
2225	4750-14680	17	53.18	13.12	0.76	67.06
2225	4930-14680	5	18.81	4.43	0.25	23.48
2225	4440-14680	0	0.00	0.00	0.00	0.00
2225	4860-14680	1	4.11	0.96	0.00	5.07
2225	4800-14680	1	3.41	0.79	0.06	4.26
	TOTAL	242	1204.03	281.81	12.29	1498.12
2235	9300-34800	1	4.45	0.84	0.05	5.34
2235	5200-20200	1	0.39	0.05	0.00	0.44
	TOTAL	1	4.85	0.89	0.05	5.79
2245	5200-20200	1	0.00	0.00	0.00	0.00
2245	9300-34800	1	0.50	0.09	0.02	0.61
	TOTAL	1	0.50	0.09	0.02	0.61
2250	5200-20200	3	15.35	3.58	0.44	19.37
2250	4750-14680	0	0.00	0.00	0.00	0.00
	TOTAL	3	15.35	3.58	0.44	19.37
2251	9300-34800	17	97.29	20.51	1.53	119.33
2251	5200-20200	4	11.96	2.39	0.09	14.44
	TOTAL	22	109.25	22.89	1.63	133.77
2506	37400-67000	4	67.49	16.29	2.09	85.87
2506	15600-39100	9	89.57	20.66	3.03	113.26
2506	9300-34800	54	327.26	75.88	10.57	413.71
2506	2000-100-6000	1	7.30	1.71	0.25	9.26
2506	5200-20200	185	587.00	134.46	17.59	739.05
2506	4750-14680	96	231.58	53.99	6.33	291.90
2506	4930-14680	3	13.66	3.26	0.23	17.15
2506	4440-14680	3	3.62	4.65	0.00	8.27
2506	4860-14680	7	19.89	4.60	0.70	25.20
2506	4800-14680	1	0.96	0.20	0.03	1.19
2506	67000-79000	1	1.48	0.46	0.08	2.01
	TOTAL	365	1349.81	316.15	40.91	1706.87
2515	9300-34800	20	129.86	27.43	2.22	159.52

FORM - IV

(See Rule 7)

SPECIAL STATEMENT ON NUMBER OF EMPLOYEES AND RELATED SALARIES

(Rupees in Lakh)

		No. of Employees	Pay including Spl Pay, DP and GP	Dearness Allowance	Allowances (HRA, RCM, OA)	TOTAL
(1)	(2)	(3)	(4)	(5)	(6)	(7)
2515	5200-20200	14	45.20	10.26	0.34	55.80
2515	4750-14680	12	28.19	5.13	0.30	33.63
2515	4860-14680	1	3.06	0.71	0.00	3.77
2515	4800-14680	1	3.82	0.89	0.07	4.77
	TOTAL	48	210.12	44.43	2.93	257.48
2853	5200-20200	4	14.69	3.42	0.14	18.25
2853	4750-14680	1	0.33	0.06	0.00	0.39
	TOTAL	4	15.03	3.48	0.14	18.64
3425	9300-34800	30	132.38	30.64	2.23	165.26
3425	5200-20200	0	0.00	0.00	0.00	0.00
	TOTAL	30	132.38	30.64	2.23	165.26
	GRAND TOTAL	16159	60133.22	13314.26	769.88	74217.36
Department : 04-LAW						
2014	1200-2000	1	4.40	0.00	0.00	4.40
2014	33090-920-40450-1080-45850	1	2.05	3.77	0.21	6.03
2014	39530-51550	1	6.96	11.98	0.63	19.57
2014	70290-1540-76450	8	64.34	123.37	0.94	188.64
2014	27700-770-33090-920-40450-1080-44770	328	1221.01	2160.38	26.17	3407.56
2014	57700-70290	1	7.35	13.10	1.10	21.55
2014	90000	1	16.50	6.98	7.65	31.13
2014	37400-67000	1	20.20	4.71	0.00	24.91
2014	39530-920-40450-1080-49090-1230-54010	191	968.97	1706.25	12.41	2687.63
2014	51550-1230-58930-1380-63070	144	956.16	1730.46	17.10	2703.72
2014	5200-20200	3713	11629.73	2713.77	283.06	14626.55
2014	80000	2	40.50	12.56	13.79	66.85
2014	15600-39100	3	32.20	12.09	0.79	45.08
2014	57700-1230-58930-1380-67210-1540-70290	14	109.96	201.28	2.28	313.52
2014	67000-79000	1	26.22	6.06	1.85	34.13
2014	9300-34800	1162	6215.55	1457.51	150.10	7823.16
2014	27700-33090	6	22.73	40.44	0.00	63.17
2014	35400-112400	5	17.55	4.61	0.81	22.97
2014	4000-6000	1	3.54	0.82	0.00	4.37
2014	4440-14680	13	40.08	9.31	0.68	50.07
2014	55000	6	42.28	0.00	0.00	42.28
2014	4860-14680	50	147.91	35.92	3.76	187.58
2014	14200-350-15950-400-18350	6	21.59	5.04	0.40	27.03
2014	4750-14680	847	2232.25	512.55	57.72	2802.53
2014	4930-14680	110	360.30	83.73	8.11	452.14
2014	4440-7440	25	56.57	13.16	1.85	71.58
2014	4750-125-7500	1	3.90	0.99	0.07	4.95
2014	4800-14680	0	0.00	0.00	0.00	0.00
2014	2550-55-2660-60-3200	3	8.45	1.97	0.15	10.56
2014	9000-250-10750-300-13150-350-14550	2	9.02	16.08	0.00	25.10
2014	56100-177500	0	0.00	0.00	0.00	0.00
2014	4000-100-6000	1	0.81	0.25	0.01	1.08
2014	22400-525-24500	1	0.29	0.09	0.00	0.38
	TOTAL	6654	24289.37	10889.20	591.64	35770.21
2052	70290-1540-76450	1	4.80	7.99	0.00	12.79
2052	37400-67000	3	47.61	11.25	0.00	58.86
2052	51550-1230-58930-1380-63070	4	27.16	48.63	2.73	78.53
2052	5200-20200	23	91.61	20.07	2.43	114.11
2052	15600-39100	11	94.13	22.00	1.72	117.85
2052	9300-34800	56	320.43	73.61	7.12	401.17
2052	4750-14680	0	0.00	0.00	0.00	0.00
2052	4930-14680	30	98.90	22.02	2.22	123.14
	TOTAL	129	684.65	205.57	16.23	906.45
2235	70290-1540-76450	1	8.83	15.72	0.00	24.55
2235	27700-770-33090-920-40450-1080-44770	1	4.11	7.33	1.01	12.45
2235	39530-920-40450-1080-49090-1230-54010	30	153.27	273.12	9.84	436.22
2235	51550-1230-58930-1380-63070	15	56.07	196.24	11.43	263.74
2235	5200-20200	144	246.84	12.26	1.78	260.88
2235	9300-34800	42	210.41	49.01	8.45	267.88
2235	4750-14680	180	474.93	92.08	12.23	579.24

FORM - IV

(See Rule 7)

SPECIAL STATEMENT ON NUMBER OF EMPLOYEES AND RELATED SALARIES

(Rupees in Lakh)

		No. of Employees	Pay including Spl Pay, DP and GP	Dearness Allowance	Allowances (HRA,RCM, OA)	TOTAL
(1)	(2)	(3)	(4)	(5)	(6)	(7)
	TOTAL	415	1154.46	645.77	44.74	1844.98
2250	70290-1540-76450	1	8.62	15.39	1.57	25.59
2250	27700-770-33090-920-40450-1080-44770	4	17.21	30.73	4.45	52.39
2250	39530-920-40450-1080-49090-1230-54010	1	5.10	9.12	0.10	14.31
2250	5200-20200	20	73.66	16.35	1.70	91.71
2250	9300-34800	44	220.89	43.57	6.89	271.36
2250	4750-14680	5	15.46	4.85	0.70	21.01
	TOTAL	76	340.94	120.02	15.41	476.37
2251	9300-34800	4	24.40	5.52	0.08	30.00
2251	4750-14680	2	6.37	1.44	0.30	8.11
	TOTAL	6	30.77	6.96	0.39	38.12
	GRAND TOTAL	7282	26500.19	11867.52	668.41	39036.12
Department : 05-FINANCE						
2040	37400-67000	27	433.58	103.69	15.24	552.51
2040	5200-20200	590	1703.85	340.37	28.75	2072.97
2040	70290-1540-76450	1	8.91	15.85	0.33	25.09
2040	15600-39100	244	1986.18	479.10	52.64	2517.92
2040	57700-1230-58930-1380-67210-1540-70290	1	9.22	16.02	1.36	26.60
2040	75500-80000	1	9.91	2.31	0.00	12.22
2040	15600-41100	1	12.87	2.66	0.35	15.88
2040	9300-34800	618	3228.65	705.16	79.52	4013.34
2040	3050-75-3950-80-4590	1	1.62	0.00	0.00	1.62
2040	4440-14680	3	7.47	3.45	0.06	10.98
2040	4440-7440	1	0.75	0.11	0.01	0.87
2040	4750-14680	165	543.59	123.73	12.23	679.56
2040	4860-14680	22	84.22	19.17	2.27	105.65
2040	4930-14680	29	110.47	25.12	2.73	138.32
2040	18400-500-22400	1	3.92	0.91	0.26	5.09
2040	4800-14680	0	0.00	0.00	0.00	0.00
	TOTAL	1710	8145.22	1837.65	195.75	10178.61
2047	5200-20200	20	48.13	7.84	0.62	56.60
2047	15600-39100	0	0.00	0.00	0.00	0.00
2047	9300-34800	19	133.09	30.81	2.85	166.76
2047	4750-14680	14	34.12	8.54	0.45	43.12
	TOTAL	54	215.35	47.19	3.93	266.47
2052	67000-79000	1	25.94	5.99	0.00	31.93
2052	37400-67000	9	156.62	37.87	3.57	198.05
2052	5200-20200	54	239.32	54.82	2.80	296.94
2052	15600-39100	59	505.37	117.27	9.91	632.55
2052	9300-34800	190	1062.65	243.22	16.45	1322.32
2052	4750-14680	33	117.89	25.26	1.02	144.17
2052	4930-14680	1	0.83	0.14	0.00	0.97
2052	35400-112400	1	10.53	4.40	0.00	14.93
	TOTAL	349	2119.14	488.97	33.75	2641.87
2054	37400-67000	6	96.82	24.44	3.40	124.66
2054	5200-20200	531	1568.54	317.78	23.42	1909.74
2054	15600-39100	148	1297.82	304.60	30.77	1633.19
2054	9300-34800	748	4228.76	964.44	87.03	5280.22
2054	35400-112400	0	0.00	0.00	0.00	0.00
2054	4440-14680	1	1.08	0.00	0.00	1.08
2054	4750-14680	276	913.00	200.34	16.60	1129.94
2054	4930-14680	21	81.59	18.83	1.56	101.98
2054	4860-14680	1	0.35	0.06	0.01	0.42
	TOTAL	1733	8187.96	1830.49	162.78	10181.23
4700	5200-20200	1	0.45	0.08	0.01	0.54
4700	9300-34800	1	0.52	0.09	0.01	0.62
	TOTAL	1	0.97	0.17	0.02	1.15
	GRAND TOTAL	3848	18668.65	4204.47	396.23	23269.35
Department : 06-COMMERCE and TRANSPORT (COMMERCE)						
2041	15600-39100	1	11.31	2.63	0.15	14.09
2041	9300-34800	1	8.30	1.93	0.14	10.37
2041	5200-20200	1	4.38	0.75	0.05	5.19
2041	4750-14680	0	0.00	0.00	0.00	0.00

FORM - IV
(See Rule 7)

SPECIAL STATEMENT ON NUMBER OF EMPLOYEES AND RELATED SALARIES

(Rupees in Lakh)

		No. of Employees	Pay including Spl Pay, DP and GP	Dearness Allowance	Allowances (HRA, RCM, OA)	TOTAL
(1)	(2)	(3)	(4)	(5)	(6)	(7)
	TOTAL	3	23.99	5.32	0.34	29.65
2052	67000-79000	1	20.46	4.26	0.00	24.72
2052	37400-67000	1	17.07	3.46	0.94	21.47
2052	15600-39100	5	45.71	10.25	0.58	56.54
2052	9300-34800	16	101.20	24.06	2.42	127.67
2052	5200-20200	5	12.93	2.09	0.27	15.29
2052	4750-14680	7	27.85	6.28	0.67	34.81
2052	4930-14680	1	6.02	1.56	0.04	7.63
	TOTAL	38	231.24	51.96	4.93	288.12
2058	37400-67000	1	26.93	6.26	0.00	33.19
2058	15600-39100	8	88.66	21.23	2.69	112.58
2058	9300-34800	122	793.19	184.65	33.62	1011.45
2058	5200-20200	240	978.49	217.45	39.81	1235.75
2058	4750-14680	240	613.69	114.03	23.45	751.17
2058	4930-14680	28	112.20	27.18	5.00	144.38
2058	4860-14680	1	4.08	0.73	0.00	4.81
	TOTAL	642	2617.24	571.53	104.57	3293.34
2070	9300-34800	1	9.13	2.24	0.10	11.47
2070	5200-20200	5	20.06	4.67	0.35	25.07
2070	4750-14680	5	16.57	3.84	0.28	20.69
2070	15600-39100	0	0.00	0.00	0.00	0.00
	TOTAL	11	45.76	10.75	0.72	57.23
2203	9300-34800	9	58.63	13.54	2.64	74.81
2203	5200-20200	1	3.37	0.79	0.22	4.37
2203	4750-14680	6	10.50	1.19	0.28	11.97
2203	4930-14680	0	0.00	0.00	0.00	0.00
	TOTAL	16	72.50	15.52	3.13	91.16
3051	15600-39100	4	39.87	9.29	1.52	50.68
3051	9300-34800	12	58.25	13.59	1.72	73.57
3051	5200-20200	11	39.64	9.06	0.58	49.28
3051	4750-14680	9	27.98	5.63	0.56	34.18
3051	4860-14680	1	4.19	0.98	0.28	5.44
	TOTAL	38	169.94	38.55	4.66	213.15
3056	15600-39100	2	17.96	4.29	0.79	23.04
3056	9300-34800	5	31.37	7.49	0.75	39.61
3056	5200-20200	37	142.12	32.82	3.00	177.95
3056	4750-14680	11	39.30	8.83	1.19	49.32
3056	4930-14680	8	31.70	7.01	0.35	39.05
3056	4860-14680	0	0.00	0.00	0.00	0.00
	TOTAL	64	262.44	60.44	6.09	328.97
	GRAND TOTAL	816	3423.11	754.08	124.44	4301.62

FORM - IV
(See Rule 7)

SPECIAL STATEMENT ON NUMBER OF EMPLOYEES AND RELATED SALARIES

(Rupees in Lakh)

(1)	(2)	No. of Employees (3)	Pay including Spl Pay, DP and GP (4)	Dearness Allowance (5)	Allowances (HRA, RCM, OA) (6)	TOTAL (7)
Department : 07-WORKS						
2052	37400-67000	6	108.67	25.49	1.44	135.60
2052	15600-39100	12	104.42	24.80	1.06	130.27
2052	9300-34800	56	310.55	72.43	5.26	388.23
2052	5200-20200	8	24.75	4.69	0.23	29.67
2052	4750-14680	6	21.66	4.63	0.00	26.29
2052	4860-14680	1	7.51	1.70	0.00	9.21
2052	4930-14680	1	3.32	0.66	0.00	3.98
	TOTAL	93	580.87	134.39	7.99	723.24
2059	3200-85-4900	1	2.53	0.64	0.00	3.17
2059	37400-67000	17	247.81	62.17	3.54	313.51
2059	15600-39100	535	4431.65	1055.02	80.44	5567.11
2059	9300-34800	988	5606.94	1198.52	92.75	6898.21
2059	56100-177500	1	6.26	1.56	0.00	7.82
2059	5200-20200	921	3211.19	719.69	60.32	3991.20
2059	4440-14680	69	196.95	43.41	3.51	243.88
2059	4750-14680	1014	2770.37	595.91	56.72	3423.00
2059	3050-75-3950-80-4590	1	6.18	1.26	0.03	7.47
2059	4750-125-7500	8	25.38	5.12	0.74	31.24
2059	4860-14680	38	105.46	24.18	1.74	131.38
2059	4930-14680	140	444.61	102.96	9.05	556.62
2059	4440-7440	15	39.34	8.92	1.72	49.99
2059	10000-325-15200	16	43.85	9.73	0.46	54.04
2059	1700-60-2300-EB-75-3200	18	53.62	11.06	2.61	67.29
2059	7440-14680	0	0.00	0.00	0.00	0.00
2059	35400-112400	2	9.99	2.24	0.00	12.23
2059	67000-79000	1	10.19	2.92	0.00	13.11
2059	15600-41100	1	9.13	2.72	0.00	11.84
2059	6500-200-10500	0	0.00	0.00	0.00	0.00
	TOTAL	3790	17221.45	3848.02	313.64	21383.11
2216	1200-30-1560-EB-40-2040	1	2.66	0.60	0.04	3.31
2216	5200-20200	61	192.64	46.12	4.50	243.26
2216	4440-14680	2	5.37	1.25	0.36	6.98
2216	4750-14680	92	255.37	59.01	6.66	321.04
2216	4860-14680	1	4.46	0.98	0.12	5.56
2216	4930-14680	7	19.06	4.44	0.64	24.14
2216	4440-7440	34	90.64	20.90	1.66	113.19
2216	1700-60-2300-EB-75-3200	1	2.91	0.66	0.20	3.77
2216	4800-14680	2	5.37	1.25	0.07	6.69
	TOTAL	203	578.48	135.22	14.24	727.93

FORM - IV

(See Rule 7)

SPECIAL STATEMENT ON NUMBER OF EMPLOYEES AND RELATED SALARIES

(Rupees in Lakh)

		No. of Employees	Pay including Spl Pay, DP and GP	Dearness Allowance	Allowances (HRA, RCM, OA)	TOTAL
(1)	(2)	(3)	(4)	(5)	(6)	(7)
3054	15600-39100	1	8.58	1.93	0.00	10.51
3054	9300-34800	2	18.06	4.22	0.41	22.69
3054	5200-20200	176	563.13	130.60	9.22	702.95
3054	4440-14680	31	85.80	19.85	1.69	107.33
3054	4750-14680	376	1070.90	249.06	13.92	1333.89
3054	3050-75-3950-80-4590	1	4.32	0.92	0.07	5.31
3054	4750-125-7500	1	0.84	0.14	0.04	1.02
3054	4860-14680	10	33.78	7.89	0.38	42.05
3054	4930-14680	74	236.44	54.54	2.84	293.82
3054	30000	13	50.89	11.82	2.58	65.29
3054	4440-7440	16	45.75	10.51	2.68	58.94
3054	10000-325-15200	8	20.55	4.78	0.22	25.55
3054	1700-60-2300-EB-75-3200	2	5.31	1.24	0.36	6.91
3054	4800-14680	4	11.64	2.62	0.17	14.44
	TOTAL	719	2156.01	500.11	34.58	2690.70
	GRAND TOTAL	4807	20536.80	4617.74	370.45	25524.99
Department : 08-OLA						
2011	37400-67000	1	17.58	3.82	0.00	21.41
2011	15600-39100	11	123.77	28.59	2.48	154.84
2011	9300-34800	91	642.41	148.84	6.56	797.80
2011	5200-20200	70	303.16	71.22	2.39	376.76
2011	4930-14680	2	7.49	1.74	0.00	9.23
2011	4750-14680	38	118.34	27.14	1.93	147.40
2011	4800-14680	2	7.46	1.74	0.00	9.20
	TOTAL	217	1220.21	283.09	13.35	1516.65
	GRAND TOTAL	217	1220.21	283.09	13.35	1516.65
Department : 09-FSCW						
2408	39530-920-40450-1080-49090-1230-54010	1	5.38	9.60	0.54	15.52
2408	37400-67000	2	29.90	7.03	1.45	38.39
2408	80000	1	14.32	3.33	0.00	17.65
2408	67000	1	13.51	5.08	0.00	18.60
2408	15600-39100	12	106.59	23.92	3.27	133.79
2408	9300-34800	310	1777.51	423.69	37.25	2238.45
2408	5200-20200	198	711.38	160.22	16.63	888.23
2408	4930-14680	3	7.58	2.47	0.14	10.19
2408	4750-14680	145	516.49	118.85	12.85	648.20
2408	225000	1	13.50	6.28	6.48	26.26
	TOTAL	675	3196.18	760.47	78.61	4035.26
2435	15600-39100	1	2.41	0.74	0.13	3.27
2435	9300-34800	3	20.29	4.77	1.03	26.10
2435	5200-20200	10	38.40	7.05	0.70	46.16
2435	4750-14680	2	8.34	1.72	0.08	10.13
	TOTAL	17	69.44	14.28	1.94	85.66

FORM - IV
(See Rule 7)

SPECIAL STATEMENT ON NUMBER OF EMPLOYEES AND RELATED SALARIES

(Rupees in Lakh)

		No. of Employees	Pay including Spl Pay, DP and GP	Dearness Allowance	Allowances (HRA,RCM, OA)	TOTAL
(1)	(2)	(3)	(4)	(5)	(6)	(7)
3451	37400-67000	3	40.66	9.53	1.24	51.43
3451	67000-79000	1	25.17	5.86	0.00	31.03
3451	15600-39100	11	118.33	27.71	4.10	150.14
3451	9300-34800	37	213.35	49.98	4.64	267.97
3451	5200-20200	7	28.77	6.51	0.28	35.55
3451	4750-14680	1	0.42	0.74	0.00	1.15
	TOTAL	61	426.69	100.33	10.26	537.27
3456	9300-34800	59	311.61	76.93	5.25	393.79
3456	5200-20200	10	36.90	7.64	0.79	45.33
3456	4750-14680	16	59.42	15.80	1.65	76.88
3456	4930-14680	0	0.00	0.00	0.00	0.00
	TOTAL	86	407.93	100.38	7.69	516.00
3475	37400-67000	1	17.42	3.68	0.82	21.92
3475	9300-34800	69	366.12	72.35	8.75	447.22
3475	5200-20200	23	83.96	18.48	3.23	105.67
3475	4750-14680	42	140.15	30.79	4.09	175.03
3475	15600-39100	0	0.00	0.00	0.00	0.00
	TOTAL	136	607.65	125.30	16.89	749.85
	GRAND TOTAL	976	4707.89	1100.76	115.39	5924.03
Department : 10-S&ME						
2202	15100-400-18300	0	0.00	0.00	0.00	0.00
2202	2000-60-2300-EB-75-3200-100-3500	0	0.00	0.00	0.00	0.00
2202	2550-3200	1	0.17	0.45	0.03	0.65
2202	2610-60-3150-65-3540	0	0.00	0.00	0.00	0.00
2202	2650-65-3300-70-4000	0	0.00	0.00	0.00	0.00
2202	5500-175-9000	0	0.00	0.00	0.00	0.00
2202	950-20-1150-EB-25-1500	0	0.00	0.00	0.00	0.00
2202	15600-39100	214	2126.36	552.52	32.10	2710.98
2202	37400-67000	24	358.51	93.40	7.51	459.42
2202	5200-20200	134392	530341.87	133519.46	8289.60	672150.93
2202	9300-34800	43272	203471.91	73541.96	2652.18	279666.04
2202	15600-41100	3	27.97	6.70	0.53	35.20
2202	35400-112400	23	132.75	30.59	2.03	165.37
2202	6500-200-10500	1	11.29	2.63	0.00	13.92
2202	67000	1	0.94	0.16	0.00	1.10
2202	131400-217100	1	8.14	1.89	0.00	10.03
2202	56100-177500	1	4.21	1.31	0.10	5.62
2202	4750-14680	11544	26512.34	11677.29	324.98	38514.61
2202	4860-14680	338	690.31	364.49	8.19	1062.99
2202	5000-150-8000	3	26.03	6.08	0.30	32.41
2202	7440-14680	49	162.38	38.53	2.20	203.11
2202	9350-325-14550	0	0.00	0.00	0.00	0.00
2202	2550-55-2660-60-3200	51	196.51	54.38	0.21	251.10
2202	3600-100-5600	16	46.22	14.41	0.38	61.01
2202	4440-14680	1454	3479.04	1430.76	40.16	4949.97
2202	4750-125-7500	284	308.43	355.13	1.68	665.23
2202	10000-325-15200	1	1.32	0.00	0.00	1.32
2202	4440-7440	299	1044.40	251.31	15.84	1311.55
2202	4930-14680	572	1692.53	571.30	28.01	2291.84
2202	4800-14680	9	28.81	8.18	0.91	37.89
2202	750-12-870-EB-14-940	1	0.09	0.19	0.00	0.28
2202	1400-2600	0	0.00	0.00	0.00	0.00
2202	1700-60-2300-EB-75-3200	2	4.33	0.69	0.05	5.07
2202	3050-75-3950-80-4590	1	0.38	0.80	0.02	1.19
2202	10650-325-15850	0	0.00	0.00	0.00	0.00
	TOTAL	192563	770677.23	222524.60	11407.00	1004608.83

FORM - IV
(See Rule 7)

SPECIAL STATEMENT ON NUMBER OF EMPLOYEES AND RELATED SALARIES

(Rupees in Lakh)

		No. of Employees	Pay including Spl Pay, DP and GP	Dearness Allowance	Allowances (HRA,RCM, OA)	TOTAL
(1)	(2)	(3)	(4)	(5)	(6)	(7)
2225	5200-20200	41	184.99	42.66	0.85	228.50
2225	9300-34800	35	218.45	49.44	0.91	268.80
2225	4750-14680	16	40.90	11.07	0.09	52.06
2225	4860-14680	6	23.95	5.52	0.16	29.63
2225	4440-14680	1	1.41	0.00	0.00	1.41
	TOTAL	100	469.71	108.68	2.01	580.39
2235	5200-20200	48	70.88	18.42	1.38	90.68
2235	9300-34800	47	58.18	13.55	0.25	71.98
2235	4750-14680	21	65.13	15.25	0.71	81.09
2235	4930-14680	2	7.70	1.79	0.27	9.76
	TOTAL	118	201.89	49.02	2.60	253.50
2251	15600-39100	16	145.44	33.93	1.51	180.89
2251	37400-67000	8	127.58	38.34	2.66	168.59
2251	5200-20200	16	59.35	13.13	0.27	72.75
2251	9300-34800	59	349.65	79.67	5.24	434.56
2251	4750-14680	1	5.61	1.24	0.00	6.85
2251	4440-14680	9	33.33	8.42	0.36	42.10
2251	67000-79000	1	6.34	1.97	0.00	8.30
	TOTAL	113	727.30	176.69	10.04	914.03
	GRAND TOTAL	192895	772076.12	222858.99	11421.65	1006356.76
Department : 11-SCST DEV						
2202	5200-20200	1	4.06	0.72	0.00	4.78
2202	4930-14680	1	1.04	0.00	0.00	1.04
	TOTAL	2	5.10	0.72	0.00	5.82
2225	2550-55-2660-60-3200	1	0.97	0.00	0.00	0.97
2225	39530-920-40450-1080-49090-1230-54010	0	0.00	0.00	0.00	0.00
2225	8000-13500	1	1.32	0.00	0.00	1.32
2225	37400-67000	1	11.29	5.25	1.65	18.19
2225	5200-20200	4958	19637.56	4531.73	158.11	24327.40
2225	9300-34800	2792	14907.66	3204.82	67.49	18179.97
2225	15600-39100	52	459.00	112.19	3.51	574.70
2225	4750-14680	542	1365.75	311.31	8.91	1685.97
2225	9350-325-14550	1	7.91	1.78	0.00	9.70
2225	5300-150-8300	1	8.72	2.03	0.00	10.75
2225	35400-112400	4	21.14	4.12	0.14	25.40
2225	4000-100-6000	0	0.00	0.00	0.00	0.00
2225	4500-125-7000	1	4.73	1.10	0.00	5.83
2225	10000-325-15200	1	1.63	0.00	0.00	1.63
2225	4440-7440	25	69.78	19.95	0.49	90.21
2225	4800-14680	3	8.15	1.90	0.06	10.11
2225	4930-14680	153	471.48	108.76	4.45	584.69
2225	3050-75-3950-80-4590	0	0.00	0.00	0.00	0.00
2225	4440-14680	62	168.83	40.60	0.53	209.97
2225	4860-14680	78	241.46	54.91	1.75	298.12
2225	4750-125-7500	3	7.10	1.62	0.00	8.73
2225	7440-14680	20	68.75	17.06	1.50	87.30
2225	2000-100-6000	1	2.49	0.58	0.00	3.07
2225	27700-33090	1	1.10	0.00	0.00	1.10
2225	pb2 9300-34800	0	0.00	0.00	0.00	0.00
2225	3600-100-5600	1	0.13	0.25	0.00	0.38
2225	4800-150-5700	0	0.00	0.00	0.00	0.00
2225	90000	1	1.13	0.35	0.30	1.78
	TOTAL	8704	37468.06	8420.33	248.90	46137.30

FORM - IV
(See Rule 7)

SPECIAL STATEMENT ON NUMBER OF EMPLOYEES AND RELATED SALARIES

(Rupees in Lakh)

		No. of Employees	Pay including Spl Pay, DP and GP	Dearness Allowance	Allowances (HRA,RCM, OA)	TOTAL
(1)	(2)	(3)	(4)	(5)	(6)	(7)
2251	37400-67000	12	181.54	43.76	3.71	229.01
2251	5200-20200	32	117.77	26.98	1.82	146.57
2251	9300-34800	82	478.42	112.66	11.55	602.63
2251	67000-79000	1	26.70	6.22	0.00	32.92
2251	15600-39100	14	121.49	28.03	3.49	153.01
2251	4750-14680	3	8.14	1.70	0.07	9.91
	TOTAL	146	934.07	219.33	20.65	1174.05
	GRAND TOTAL	8853	38407.24	8640.38	269.55	47317.17
Department : 12-H&FW						
2052	4750-14680	1	2.40	0.56	0.04	3.00
	TOTAL	1	2.40	0.56	0.04	3.00
2210	37400-67000	793	12960.35	3189.84	531.56	16681.75
2210	9300-34800	5058	28307.92	6576.10	467.99	35352.00
2210	15600-39100	5148	41376.77	10410.14	833.80	52620.71
2210	15600-41100	84	816.15	201.26	11.96	1029.37
2210	5200-20200	17949	56950.36	11096.76	734.10	68781.22
2210	56100-177500	76	497.05	117.21	4.62	618.89
2210	67000-79000	2	20.09	4.67	0.33	25.09
2210	10000-325-15200	2	8.01	1.39	0.21	9.61
2210	15100-400-18300	1	12.47	2.97	0.16	15.60
2210	2000-60-2300-EB-75-3200-100-3500	1	0.90	3.28	0.00	4.18
2210	55000	2	18.73	0.00	0.00	18.73
2210	10750-300-13150-350-14900	0	0.00	0.00	0.00	0.00
2210	39530-51550	1	8.38	1.96	0.00	10.34
2210	75000	14	131.80	22.30	3.97	158.07
2210	4750-14680	3739	11014.26	2548.50	161.07	13723.83
2210	4930-14680	1246	4009.38	939.35	115.97	5064.70
2210	35400-112400	10	45.59	9.87	0.49	55.94
2210	4440-14680	213	577.75	138.78	4.36	720.89
2210	4750-125-7500	27	67.18	12.15	0.53	79.86
2210	7440-14680	18	60.03	13.86	1.03	74.92
2210	4500-125-7000	6	16.92	2.75	0.00	19.67
2210	4000-100-6000	5	26.15	7.12	0.42	33.69
2210	4000-6000	3	20.24	4.67	0.11	25.02
2210	4800-14680	42	138.87	33.08	1.65	173.60
2210	525-25-555-35-590-40-670-EB-45-850-EB-50-1300	0	0.00	0.00	0.00	0.00
2210	4860-14680	368	1206.98	282.72	20.27	1509.97
2210	1200-2000	4	11.38	2.19	0.00	13.57
2210	2000-100-6000	1	1.16	0.00	0.00	1.16
2210	4440-7440	38	114.40	26.08	2.12	142.60
2210	51550-1230-58930-1380-63070	4	25.03	5.60	0.60	31.23
2210	2610-60-3150-65-3540	4	13.80	3.20	0.40	17.39
2210	8000-13500	1	1.30	0.00	0.00	1.30
2210	5200-20200/- GP RS 2000/-	0	0.00	0.00	0.00	0.00
2210	16400-450-20000	0	0.00	0.00	0.00	0.00
2210	2550-55-2660-60-3200	0	0.00	0.00	0.00	0.00
2210	5300-150-8300	1	0.50	0.15	0.01	0.66
	TOTAL	34870	158459.89	35657.96	2897.72	197015.56

FORM - IV
(See Rule 7)

SPECIAL STATEMENT ON NUMBER OF EMPLOYEES AND RELATED SALARIES

(Rupees in Lakh)

		No. of Employees	Pay including Spl Pay, DP and GP	Dearness Allowance	Allowances (HRA,RCM, OA)	TOTAL
(1)	(2)	(3)	(4)	(5)	(6)	(7)
2211	37400-67000	6	112.15	25.92	16.26	154.33
2211	9300-34800	872	5169.14	1224.40	53.96	6447.49
2211	15600-39100	21	133.82	38.70	5.01	177.53
2211	5200-20200	6339	26868.54	6028.30	50.22	32947.06
2211	56100-177500	1	9.01	2.11	0.17	11.29
2211	4750-14680	128	412.38	91.73	10.95	515.06
2211	4930-14680	15	56.41	13.00	0.96	70.38
2211	35400-112400	1	0.00	0.00	0.00	0.00
2211	4440-14680	2	4.43	0.72	0.03	5.18
2211	7440-14680	2	14.38	3.03	0.00	17.41
2211	4860-14680	3	12.29	2.90	0.10	15.28
2211	4800-150-5700	1	3.05	0.71	0.00	3.76
2211	4800-14680	0	0.00	0.00	0.00	0.00
2211	15600-41100	0	0.00	0.00	0.00	0.00
	TOTAL	7396	32795.60	7431.51	137.65	40364.76
2225	5200-20200	16	29.12	0.78	0.00	29.89
	TOTAL	16	29.12	0.78	0.00	29.89
2251	37400-67000	9	139.66	33.37	2.07	175.09
2251	9300-34800	74	440.36	102.26	7.39	550.01
2251	15600-39100	16	155.30	35.54	4.18	195.02
2251	80000	1	21.41	4.71	0.00	26.12
2251	5200-20200	14	48.00	9.90	0.34	58.24
2251	4750-14680	4	16.10	3.62	0.00	19.72
	TOTAL	118	820.82	189.40	13.98	1024.19
	GRAND TOTAL	42402	192107.83	43280.20	3049.39	238437.42
Department : 13-H&UD						
2059	9300-34800	1	3.75	0.87	0.13	4.74
2059	5200-20200	111	422.14	99.59	14.29	536.03
2059	4930-14680	95	272.36	63.68	10.12	346.16
2059	4750-14680	58	167.33	38.91	3.31	209.54
2059	10000-325-15200	1	4.66	1.04	0.30	6.01
2059	4860-14680	1	4.57	0.78	0.24	5.59
2059	4440-14680	1	2.89	0.49	0.08	3.46
2059	1700-60-2300-EB-75-3200	8	23.42	5.46	0.33	29.21
2059	4750-125-7500	1	0.33	0.10	0.00	0.43
	TOTAL	279	901.44	210.92	28.80	1141.16
2210	9300-34800	2	11.60	2.73	0.38	14.72
2210	5200-20200	1	3.62	0.40	0.08	4.10
2210	4750-14680	0	0.00	0.00	0.00	0.00
	TOTAL	3	15.22	3.14	0.46	18.82
2215	37400-67000	6	92.99	22.01	1.38	116.38
2215	15600-39100	79	715.30	175.36	12.82	903.48
2215	9300-34800	200	1215.49	287.23	20.27	1522.99
2215	5200-20200	778	2755.74	635.47	65.32	3456.53
2215	56100-177500	1	11.60	2.48	0.56	14.64
2215	35400-112400	1	3.08	0.59	0.08	3.76
2215	4930-14680	606	1607.25	346.02	51.86	2005.13
2215	4750-14680	348	901.32	182.80	14.20	1098.32
2215	10000-325-15200	35	113.48	26.48	3.82	143.78
2215	4860-14680	26	66.30	12.65	0.86	79.81

FORM - IV
(See Rule 7)

SPECIAL STATEMENT ON NUMBER OF EMPLOYEES AND RELATED SALARIES

(Rupees in Lakh)

		No. of Employees	Pay including Spl Pay, DP and GP	Dearness Allowance	Allowances (HRA,RCM, OA)	TOTAL
(1)	(2)	(3)	(4)	(5)	(6)	(7)
2215	4440-14680	18	45.05	7.45	0.54	53.05
2215	4750-125-7500	17	51.92	11.56	1.05	64.53
2215	1700-60-2300-EB-75-3200	40	103.37	21.55	1.68	126.60
2215	1050-35-1120-40-1320-eb-40-1560-eb-45-1785-50-2085	0	0.00	0.00	0.00	0.00
	TOTAL	2161	7682.88	1731.66	174.46	9589.00
2216	5200-20200	112	410.20	94.61	11.56	516.37
2216	1005-35-1285-EB-40-1605-EB-45-1830	1	0.67	0.21	0.01	0.89
2216	4930-14680	101	293.89	69.14	10.30	373.33
2216	4750-14680	40	81.77	18.87	1.60	102.23
2216	10000-325-15200	6	23.41	5.45	1.55	30.41
2216	4860-14680	1	2.66	0.45	0.06	3.18
2216	4440-14680	1	2.16	0.37	0.05	2.58
2216	1700-60-2300-EB-75-3200	14	39.34	9.19	0.79	49.33
	TOTAL	275	854.10	198.29	25.93	1078.32
2217	37400-67000	1	29.33	6.90	1.11	37.34
2217	80000	1	13.50	6.28	1.92	21.70
2217	15600-39100	5	55.03	12.63	3.30	70.96
2217	9300-34800	51	319.11	84.87	9.82	413.80
2217	67000-79000	2	23.97	10.17	2.32	36.46
2217	5200-20200	47	219.31	50.75	7.98	278.04
2217	51550-1230-58930-1380-63070	2	10.30	25.12	1.51	36.93
2217	4930-14680	6	20.66	4.76	0.96	26.38
2217	4750-14680	30	95.30	21.48	3.60	120.38
2217	750-12-870-EB-14-940	1	0.34	0.72	0.03	1.09
	TOTAL	149	786.86	223.67	32.55	1043.08
2251	37400-67000	6	121.59	30.82	2.21	154.62
2251	15600-39100	15	160.77	36.31	5.69	202.77
2251	9300-34800	62	352.68	85.04	6.08	443.81
2251	5200-20200	20	68.63	14.18	0.04	82.85
2251	4930-14680	0	0.00	0.00	0.00	0.00
2251	4750-14680	0	0.00	0.00	0.00	0.00
	TOTAL	105	703.67	166.35	14.03	884.05
	GRAND TOTAL	2975	10944.18	2534.03	276.23	13754.43
Department : 14-LABOUR&ESI						
2210	37400-67000	1	11.94	3.47	0.00	15.40
2210	15600-39100	97	791.39	203.19	16.77	1011.35
2210	9300-34800	25	167.58	38.40	5.48	211.45
2210	5200-20200	214	943.33	201.88	13.07	1158.29
2210	35400-112400	1	11.09	2.36	0.20	13.65
2210	4750-14680	87	284.68	67.95	4.62	357.25
2210	4440-14680	0	0.00	0.00	0.00	0.00
2210	4930-14680	16	57.05	15.13	1.15	73.34
2210	56100-177500	2	14.98	3.43	0.44	18.86
2210	4860-14680	0	0.00	0.00	0.00	0.00
	TOTAL	445	2282.05	535.81	41.73	2859.59
2230	43690-1080-49090-1230-56470	1	3.20	5.90	0.64	9.73
2230	70290-1540-76450	2	18.39	32.86	1.36	52.61
2230	37400-67000	3	41.01	17.36	0.50	58.86
2230	15600-39100	70	568.74	133.20	14.82	716.76
2230	39530-920-40450-1080-49090-1230-54010	1	8.41	14.69	0.49	23.59
2230	9300-34800	174	950.97	187.36	17.37	1155.70
2230	5200-20200	91	298.73	64.14	5.71	368.57
2230	4750-14680	59	183.53	38.44	3.55	225.52
2230	4860-14680	10	35.95	8.00	0.55	44.50
2230	4930-14680	9	36.85	8.64	0.20	45.69
	TOTAL	422	2145.77	510.58	45.19	2701.54

FORM - IV
(See Rule 7)

SPECIAL STATEMENT ON NUMBER OF EMPLOYEES AND RELATED SALARIES

(Rupees in Lakh)

		No. of Employees	Pay including Spl Pay, DP and GP	Dearness Allowance	Allowances (HRA,RCM, OA)	TOTAL
(1)	(2)	(3)	(4)	(5)	(6)	(7)
2251	37400-67000	2	40.35	9.81	0.63	50.79
2251	15600-39100	9	89.79	20.33	2.93	113.05
2251	67000-79000	1	25.17	5.86	0.00	31.03
2251	9300-34800	27	170.88	40.71	2.73	214.32
2251	5200-20200	6	19.68	3.52	0.00	23.19
2251	4750-14680	6	18.92	3.79	0.55	23.26
	TOTAL	53	364.79	84.02	6.84	455.65
	GRAND TOTAL	921	4792.62	1130.41	93.76	6016.79
Department : 15-SPORTS&YS						
2204	15600-39100	2	15.63	9.84	0.19	25.66
2204	9300-34800	11	71.96	21.91	2.38	96.25
2204	5200-20200	7	36.30	8.43	1.31	46.04
2204	4860-14680	1	3.87	0.90	0.06	4.84
2204	4750-14680	5	17.82	4.15	0.93	22.90
	TOTAL	27	145.58	45.25	4.87	195.70
2251	37400-67000	1	8.27	1.41	0.00	9.67
2251	15600-39100	7	67.75	15.54	2.50	85.79
2251	9300-34800	46	291.89	61.93	5.24	359.06
2251	5200-20200	13	57.19	12.89	0.76	70.83
2251	4750-14680	12	44.74	10.37	0.88	55.99
	TOTAL	79	469.83	102.13	9.38	581.34
	GRAND TOTAL	106	615.41	147.38	14.25	777.04
Department : 16-P&C						
2401	33090-920-40450-1080-45850	0	0.00	0.00	0.00	0.00
2401	15600-39100	12	130.51	30.34	2.75	163.60
2401	9300-34800	73	481.28	110.33	11.66	603.27
2401	4750-14680	3	9.01	2.10	0.05	11.16
2401	5200-20200	454	1097.23	158.63	12.63	1268.49
2401	4440-14680	29	95.38	21.34	1.64	118.36
2401	4800-14680	2	7.98	1.68	0.13	9.79
	TOTAL	575	1821.38	324.41	28.87	2174.66
3451	1400-40-1600-50-2300-EB-60-2600	1	4.80	0.00	0.00	4.80
3451	37400-67000	5	86.25	21.10	2.50	109.85
3451	80000	1	50.23	11.91	0.00	62.14
3451	15600-39100	28	264.92	63.03	7.55	335.49
3451	9300-34800	153	809.91	162.54	11.60	984.05
3451	4750-14680	51	144.98	30.55	1.69	177.22
3451	5200-20200	77	289.56	63.91	3.95	357.41
3451	33090-45850	1	4.18	0.00	0.00	4.18
3451	4440-14680	13	34.52	8.14	0.60	43.26
3451	35400-112400	1	1.99	0.00	0.00	1.99
3451	4800-14680	1	4.04	0.94	0.07	5.05
3451	4930-14680	2	7.81	1.82	0.00	9.62
3451	1640-60-2600-EB-75-2900	1	2.75	0.13	0.00	2.88
3451	30000	1	1.52	0.00	0.00	1.52
	TOTAL	336	1707.45	364.08	27.95	2099.47
3454	37400-67000	1	21.57	5.43	0.77	27.76
3454	15600-39100	15	156.26	36.53	2.57	195.36
3454	9300-34800	104	684.50	162.83	19.91	867.24
3454	4750-14680	3	10.40	2.42	0.20	13.02
3454	5200-20200	37	110.96	20.77	1.72	133.45
3454	4440-14680	39	133.58	31.19	2.10	166.86
3454	4800-14680	1	4.06	0.95	0.07	5.07
	TOTAL	201	1121.32	260.12	27.32	1408.76
	GRAND TOTAL	1114	4650.15	948.61	84.14	5682.90

FORM - IV

(See Rule 7)

SPECIAL STATEMENT ON NUMBER OF EMPLOYEES AND RELATED SALARIES

(Rupees in Lakh)

		No. of Employees	Pay including Spl Pay, DP and GP	Dearness Allowance	Allowances (HRA, RCM, OA)	TOTAL
(1)	(2)	(3)	(4)	(5)	(6)	(7)
Department : 17-PR&DW						
2015	80000	1	13.50	6.28	0.00	19.78
2015	37400-67000	1	25.30	6.36	0.43	32.08
2015	5200-20200	6	26.50	5.91	0.46	32.87
2015	9300-34800	12	78.14	18.20	3.11	99.45
2015	15600-39100	2	5.22	3.81	0.00	9.02
2015	4930-14680	1	3.92	0.91	0.00	4.83
2015	4750-14680	13	44.00	9.45	1.09	54.54
2015	5200-20200	1	5.07	1.05	0.08	6.20
	TOTAL	39	201.63	51.97	5.17	258.78
2052	5200-20200	10	44.70	10.33	0.84	55.87
2052	4930-14680	1	6.91	1.61	0.08	8.59
2052	4860-14680	1	2.46	0.57	0.04	3.08
2052	4750-14680	16	49.15	11.44	0.76	61.36
2052	4440-14680	0	0.91	1.60	0.08	2.59
	TOTAL	29	104.13	25.55	1.81	131.49
2059	5200-20200	1	7.56	1.74	0.02	9.32
2059	4750-14680	0	0.00	0.00	0.00	0.00
	TOTAL	1	7.56	1.74	0.02	9.32
2202	5200-20200	1	2.61	1.09	0.05	3.74
2202	9300-34800	1	0.67	1.10	0.00	1.76
2202	15600-39100	1	2.84	0.45	0.00	3.28
2202	4750-14680	1	0.10	0.17	0.00	0.27
	TOTAL	3	6.22	2.80	0.05	9.06
2215	4000-100-6000	0	0.00	0.00	0.00	0.00
2215	37400-67000	2	33.55	8.69	0.70	42.94
2215	5200-20200	299	978.79	227.18	18.67	1224.64
2215	9300-34800	202	941.20	209.84	6.24	1157.28
2215	15600-39100	36	292.75	75.62	3.71	372.08
2215	4930-14680	100	284.73	65.45	3.48	353.66
2215	15600-41100	7	76.15	18.05	2.22	96.42
2215	4800-14680	0	0.00	0.00	0.00	0.00
2215	35400-112400	1	5.26	1.18	0.27	6.70
2215	5000-150-8000	1	5.27	1.23	0.33	6.83
2215	4860-14680	0	0.00	0.00	0.00	0.00
2215	4750-14680	408	1125.53	255.25	26.85	1407.63
2215	4440-14680	1	2.79	0.65	0.03	3.47
2215	4440-7440	4	11.64	2.71	0.57	14.92
2215	4750-125-7500	1	0.98	0.00	0.00	0.98
2215	7440-14680	0	0.00	0.00	0.00	0.00
2215	10000-325-15200	1	2.66	0.62	0.00	3.28
2215	75500-80000	0	0.00	0.00	0.00	0.00
2215	3200-85-4900	0	0.00	0.00	0.00	0.00
2215	4500-125-7000	0	0.00	0.00	0.00	0.00
	TOTAL	1067	3761.31	866.46	63.06	4690.83
2216	5200-20200	1	1.32	0.27	0.00	1.59
2216	9300-34800	0	0.83	0.26	0.03	1.12
	TOTAL	1	2.15	0.53	0.03	2.71
2225	5200-20200	2	1.34	1.56	0.01	2.90
2225	9300-34800	200	967.12	208.08	7.95	1183.15
2225	15600-39100	1	8.64	2.00	0.14	10.78
2225	35400-112400	2	7.51	1.15	0.00	8.66
2225	4750-14680	0	0.00	0.00	0.00	0.00
2225	4930-14680	0	0.00	0.00	0.00	0.00
	TOTAL	206	984.62	212.78	8.10	1205.50
2235	9300-34800	2	23.02	5.71	1.59	30.32
	TOTAL	2	23.02	5.71	1.59	30.32
2245	4440-14680	1	2.06	0.49	0.04	2.60
2245	5200-20200	1	0.00	0.00	0.00	0.00
	TOTAL	1	2.06	0.49	0.04	2.60
2251	5200-20200	1	1.15	0.36	0.00	1.51
2251	9300-34800	1	2.48	0.77	0.03	3.29
	TOTAL	1	3.63	1.13	0.03	4.79

FORM - IV
(See Rule 7)

SPECIAL STATEMENT ON NUMBER OF EMPLOYEES AND RELATED SALARIES

(Rupees in Lakh)

		No. of Employees	Pay including Spl Pay, DP and GP	Dearness Allowance	Allowances (HRA,RCM, OA)	TOTAL
(1)	(2)	(3)	(4)	(5)	(6)	(7)
2501	5200-20,200	1	0.84	0.00	0.00	0.84
2501	37400-67000	2	34.19	8.20	0.78	43.16
2501	5200-20200	4377	13716.48	3460.14	134.65	17311.27
2501	9300-34800	396	2281.38	542.23	19.48	2843.10
2501	15600-39100	7	54.29	12.99	1.46	68.75
2501	4930-14680	2	4.38	0.87	0.02	5.27
2501	35400-112400	1	6.22	1.52	0.00	7.74
2501	4750-14680	4	5.73	0.13	0.01	5.87
2501	8000-13500	19	50.65	12.59	0.07	63.31
2501	7440-14680	1	2.60	0.62	0.00	3.22
2501	4440-14680	0	0.00	0.00	0.00	0.00
2501	15600-41100	0	0.00	0.00	0.00	0.00
	TOTAL	4813	16156.76	4039.29	156.47	20352.52
2505	37400-67000	3	45.70	10.66	1.76	58.12
2505	5200-20200	1	4.69	1.09	0.00	5.79
	TOTAL	4	50.39	11.75	1.76	63.90
2515	37400-67000	1	28.33	6.48	0.40	35.21
2515	5200-20200	1325	4764.15	1126.93	51.51	5942.58
2515	9300-34800	2647	13619.03	3301.30	112.18	17032.51
2515	15600-39100	435	3214.78	798.26	9.26	4022.30
2515	4930-14680	412	1392.57	332.22	17.02	1741.82
2515	15600-41100	3	28.76	7.11	0.00	35.87
2515	56100-177500	4	28.92	7.39	0.01	36.32
2515	4800-14680	5	20.50	5.95	0.19	26.64
2515	35400-112400	17	78.84	20.17	0.72	99.74
2515	4860-14680	43	150.54	37.50	2.24	190.28
2515	4750-14680	377	1240.06	294.18	14.39	1548.63
2515	4440-14680	19	57.86	12.26	0.53	70.65
2515	4440-7440	4	11.75	4.47	0.23	16.45
2515	4750-125-7500	3	12.16	2.83	0.37	15.36
2515	7440-14680	7	19.58	4.19	0.14	23.91
2515	2550-55-2660-60-3200	1	2.83	0.66	0.00	3.49
	TOTAL	5308	24670.65	5961.90	209.21	30841.76
3451	37400-67000	7	114.95	28.15	3.26	146.36
3451	5200-20200	55	201.57	44.69	1.63	247.89
3451	9300-34800	112	636.44	147.46	9.72	793.62
3451	15600-39100	20	187.87	43.62	3.36	234.85
3451	67000-79000	1	26.89	6.25	0.00	33.14
3451	4750-14680	4	10.42	1.80	0.25	12.46
	TOTAL	200	1178.14	271.97	18.21	1468.32
	GRAND TOTAL	11677	47152.28	11454.07	465.56	59071.91
Department : 19-INDUSTRIES						
2885	15600-39100	0	0.00	0.00	0.00	0.00
2885	9300-34800	0	0.00	0.00	0.00	0.00
2885	5200-20200	1	4.28	0.78	0.00	5.06
2885	4750-14680	0	0.00	0.00	0.00	0.00
2885	4930-14680	5	18.35	4.22	0.50	23.08
	TOTAL	6	22.63	5.00	0.50	28.14

FORM - IV
(See Rule 7)

SPECIAL STATEMENT ON NUMBER OF EMPLOYEES AND RELATED SALARIES

(Rupees in Lakh)

		No. of Employees	Pay including Spl Pay, DP and GP	Dearness Allowance	Allowances (HRA, RCM, OA)	TOTAL
(1)	(2)	(3)	(4)	(5)	(6)	(7)
3451	37400-67000	2	34.14	7.77	0.92	42.82
3451	67000-79000	1	24.98	5.83	0.00	30.82
3451	15600-39100	6	56.55	13.35	1.72	71.61
3451	9300-34800	24	105.61	24.97	1.62	132.20
3451	5200-20200	15	55.67	11.87	0.00	67.54
3451	4750-14680	2	4.09	0.58	0.00	4.68
	TOTAL	51	281.04	64.37	4.26	349.67
	GRAND TOTAL	58	303.67	69.37	4.76	377.81
Department : 20-WATER RESOURCES						
2070	37400-67000	1	20.07	5.00	0.48	25.55
2070	90000	0	0.00	0.00	0.00	0.00
2070	9300-34800	1	7.94	1.85	0.00	9.79
2070	5200-20200	2	10.57	2.40	0.34	13.30
2070	4750-14680	1	1.45	0.00	0.00	1.45
	TOTAL	6	40.02	9.24	0.82	50.08
2700	37400-67000	34	492.31	127.05	9.38	628.74
2700	35400-112400	1	5.65	1.56	0.59	7.80
2700	9300-34800	917	5529.75	1325.36	82.82	6937.93
2700	10750-300-13150-350-14900	2	8.18	1.72	0.13	10.04
2700	15600-39100	554	4747.04	1125.34	92.71	5965.09
2700	1090-35-1300-EB-40-620-EB-45-1800-50-1950/-	2	8.31	1.74	0.08	10.14
2700	1120-35-1190-40-1350-EB-45-1620-50-1970-EB-55-2245	1	0.66	0.11	0.01	0.78
2700	10000-325-15200	5	28.85	6.58	0.00	35.43
2700	15600-41100	9	91.82	23.59	1.56	116.97
2700	75500-80000	1	9.35	2.26	0.12	11.73
2700	12000-420-18300	1	4.07	0.85	0.07	4.99
2700	12850-300-13150-350-15950-400-17550	1	0.00	0.00	0.00	0.00
2700	4860-14680	22	84.58	19.42	0.57	104.57
2700	5200-20200	567	2345.90	569.39	30.27	2945.56
2700	80000	1	7.42	1.78	0.99	10.19
2700	4750-14680	1598	5028.00	1187.92	52.19	6268.11
2700	4440-14680	26	189.33	49.78	2.69	241.80
2700	750-12-870-EB-14-940	1	4.14	0.96	0.00	5.10
2700	4930-14680	198	670.63	162.17	5.97	838.77
2700	1005-35-1285-EB-40-1605-EB-45-1830	1	3.09	0.79	0.00	3.88
2700	1640-60-2600-EB-75-2900	1	0.97	0.17	0.00	1.14
2700	780-16-860-18-896-EB-18-18-950-20-1050-EB-22-1160	1	1.32	0.22	0.00	1.54
2700	2550-55-2660-60-3200	3	8.93	2.08	0.01	11.01
2700	4440-7440	2	5.80	1.35	0.00	7.15
2700	570-8-650-10-790	1	4.05	0.94	0.00	4.99
2700	16750-400-19150-450-20500	1	9.16	2.28	0.49	11.94
2700	67000-79000	1	3.36	0.72	0.00	4.09
2700	4000-100-6000	0	0.00	0.00	0.00	0.00
2700	7440-14680	3	8.74	2.71	0.19	11.64
2700	39530-51550	1	3.08	0.96	0.00	4.04
2700	56100-177500	0	2.40	0.74	0.00	3.14
2700	4800-14680	1	0.23	0.07	0.00	0.30
	TOTAL	3957	19307.14	4620.62	280.84	24208.60

FORM - IV
(See Rule 7)

SPECIAL STATEMENT ON NUMBER OF EMPLOYEES AND RELATED SALARIES

(Rupees in Lakh)

		No. of Employees	Pay including Spl Pay, DP and GP	Dearness Allowance	Allowances (HRA, RCM, OA)	TOTAL
(1)	(2)	(3)	(4)	(5)	(6)	(7)
2701	4860-14680	11	33.49	7.80	0.20	41.49
2701	5200-20200	8	28.14	6.52	0.34	35.00
2701	4750-14680	217	597.91	141.30	4.92	744.13
2701	4930-14680	72	242.22	56.10	2.56	300.88
2701	7440-14680	2	6.64	1.57	0.03	8.24
2701	4750-125-7500	1	2.45	0.66	0.00	3.11
2701	9300-34800	1	0.72	0.22	0.01	0.95
2701	15600-39100	1	0.00	0.00	0.00	0.00
2701	4440-14680	0	0.00	0.00	0.00	0.00
2701	37400-67000	0	1.27	2.40	0.03	3.71
	TOTAL	313	912.84	216.56	8.10	1137.50
2702	37400-67000	2	28.51	6.46	1.32	36.29
2702	9300-34800	375	2262.46	554.84	27.67	2844.96
2702	15600-39100	186	1576.46	377.48	23.32	1977.27
2702	4860-14680	16	45.46	10.50	1.17	57.13
2702	5200-20200	358	1342.10	303.78	19.87	1665.75
2702	4750-125-7500	4	10.39	2.42	0.16	12.98
2702	4750-14680	970	2712.71	620.38	49.00	3382.10
2702	4440-14680	26	53.54	12.78	0.75	67.08
2702	4930-14680	36	106.35	24.56	2.07	132.99
2702	4440-7440	9	24.49	5.69	0.41	30.59
2702	2750-70-3800-75-4400	0	0.00	0.00	0.00	0.00
2702	500-20-520-25-595-EB-30-745-35-815-EB-35-850-40-930.	1	0.73	1.03	0.04	1.79
	TOTAL	1985	8163.20	1919.93	125.79	10208.93
2705	37400-67000	1	16.28	3.81	0.22	20.31
2705	9300-34800	85	395.69	92.17	9.92	497.78
2705	15600-39100	45	477.52	124.25	14.15	615.91
2705	5200-20200	50	219.79	50.66	6.96	277.41
2705	4750-14680	52	195.40	45.33	5.02	245.75
2705	4930-14680	1	4.27	1.00	0.14	5.40
	TOTAL	235	1308.95	317.21	36.40	1662.57
2711	37400-67000	2	35.28	8.67	1.55	45.50
2711	9300-34800	72	437.89	105.47	13.06	556.41
2711	15600-39100	36	294.68	67.59	9.58	371.84
2711	1090-35-1300-EB-40-620-EB-45-1800-50-1950/-	2	5.26	1.22	0.00	6.48
2711	1080-30-1440-EB-30-1800	1	2.94	0.69	0.09	3.71
2711	1150-45-1240-50-1490-EB-55-1825-EB-60-2295-65-2555	1	4.10	0.95	0.07	5.12
2711	4860-14680	9	27.36	6.37	0.39	34.12
2711	5200-20200	49	187.73	42.54	4.24	234.52
2711	4800-14680	3	9.28	2.13	0.20	11.62
2711	4750-14680	287	903.67	212.42	14.80	1130.90
2711	4440-14680	12	64.35	14.96	0.96	80.27
2711	4930-14680	33	114.23	26.48	1.94	142.65
2711	2650-65-3300-70-4000	0	0.00	0.00	0.00	0.00
	TOTAL	511	2086.76	489.49	46.88	2623.13

FORM - IV
(See Rule 7)

SPECIAL STATEMENT ON NUMBER OF EMPLOYEES AND RELATED SALARIES

(Rupees in Lakh)

		No. of Employees	Pay including Spl Pay, DP and GP	Dearness Allowance	Allowances (HRA, RCM, OA)	TOTAL
(1)	(2)	(3)	(4)	(5)	(6)	(7)
2801	9300-34800	6	44.63	11.39	0.13	56.15
2801	15600-39100	4	34.16	7.60	0.00	41.77
2801	5200-20200	14	32.91	13.51	0.00	46.42
2801	4750-125-7500	2	8.25	1.92	0.00	10.17
2801	4750-14680	91	277.86	76.14	0.00	354.01
2801	4930-14680	6	16.80	5.02	0.00	21.82
2801	4440-7440	1	3.85	0.90	0.00	4.75
2801	15600-41100	1	4.81	1.43	0.00	6.24
	TOTAL	126	423.27	117.92	0.13	541.33
3451	37400-67000	13	194.17	53.94	3.55	251.66
3451	9300-34800	78	458.45	108.47	8.59	575.51
3451	15600-39100	26	250.07	61.65	6.85	318.58
3451	67000-79000	1	26.91	6.26	0.00	33.17
3451	5200-20200	27	103.32	23.00	0.80	127.11
3451	4750-14680	2	3.88	1.91	0.17	5.96
	TOTAL	149	1036.80	255.24	19.95	1311.99
4700	37400-67000	9	131.83	30.70	0.18	162.71
4700	9300-34800	546	3217.32	759.74	21.73	3998.79
4700	15600-39100	274	2307.79	552.35	12.61	2872.74
4700	4860-14680	3	9.62	2.26	0.20	12.08
4700	5200-20200	289	1012.19	219.28	7.18	1238.65
4700	4800-14680	1	5.67	1.27	0.00	6.93
4700	4750-14680	756	2120.05	483.19	12.98	2616.22
4700	4930-14680	52	151.87	35.21	1.38	188.46
4700	4440-7440	4	8.71	2.04	0.14	10.88
4700	7440-14680	0	0.00	0.00	0.00	0.00
4700	15600-41100	1	8.09	1.82	0.21	10.12
	TOTAL	1939	8973.13	2087.86	56.61	11117.59
4701	37400-67000	4	60.83	14.98	1.95	77.76
4701	9300-34800	129	738.28	174.46	6.81	919.55
4701	15600-39100	103	844.01	201.75	13.53	1059.29
4701	15600-41100	1	1.62	0.28	0.11	2.00
4701	56100-177500	1	5.05	1.18	0.00	6.23
4701	4860-14680	1	2.86	0.67	0.05	3.58
4701	5200-20200	82	304.45	73.35	2.17	379.97
4701	4750-14680	238	682.99	156.14	5.68	844.81
4701	4440-14680	8	23.15	5.40	0.15	28.71
4701	4930-14680	23	68.38	15.60	1.21	85.19
4701	14200-350-15950-400-18350	2	5.89	1.38	0.00	7.27
4701	4440-7440	8	23.18	5.41	0.04	28.63
4701	14300-400-18300	3	9.04	2.04	0.04	11.13
	TOTAL	605	2769.75	652.63	31.73	3454.12

FORM - IV
(See Rule 7)

SPECIAL STATEMENT ON NUMBER OF EMPLOYEES AND RELATED SALARIES

(Rupees in Lakh)

		No. of Employees	Pay including Spl Pay, DP and GP	Dearness Allowance	Allowances (HRA,RCM, OA)	TOTAL
(1)	(2)	(3)	(4)	(5)	(6)	(7)
4702	37400-67000	2	27.53	7.43	0.30	35.26
4702	9300-34800	28	163.49	38.11	5.96	207.57
4702	15600-39100	44	389.62	91.92	7.06	488.60
4702	5200-20200	4	15.69	3.15	0.61	19.46
4702	4750-14680	5	16.55	3.76	0.96	21.28
4702	15600-41100	1	4.83	1.28	0.30	6.41
4702	56100-177500	0	0.00	0.00	0.00	0.00
	TOTAL	86	617.72	145.66	15.19	778.57
4711	9300-34800	29	179.29	42.14	3.23	224.66
4711	15600-39100	17	144.98	34.28	2.56	181.82
4711	4860-14680	6	17.22	4.00	0.33	21.55
4711	5200-20200	29	112.80	25.26	2.01	140.07
4711	4750-125-7500	6	21.27	4.92	0.46	26.65
4711	4750-14680	86	238.75	73.00	6.18	317.93
4711	4440-14680	15	49.78	12.46	2.28	64.52
4711	4930-14680	2	6.12	1.42	0.10	7.64
4711	37400-67000	1	7.57	1.87	0.09	9.52
	TOTAL	193	777.77	199.35	17.24	994.37
	GRAND TOTAL	10111	46417.36	11031.72	639.69	58088.76
Department : 21-TRANSPORT						
2041	51550-1230-58930-1380-63070	2	17.78	31.84	0.58	50.19
2041	37400-67000	1	28.29	6.26	0.00	34.55
2041	15600-39100	79	631.89	164.41	14.85	811.15
2041	67000-79000	1	24.68	5.73	0.00	30.41
2041	9300-34800	136	782.45	175.52	24.39	982.36
2041	5200-20200	263	726.79	138.20	16.01	881.00
2041	4750-14680	53	176.09	42.95	5.87	224.91
2041	57700-1230-58930-1380-67210-1540-70290	1	2.82	4.63	0.23	7.68
	TOTAL	537	2390.80	569.54	61.91	3022.25
2070	15600-39100	1	11.15	2.71	0.10	13.96
2070	9300-34800	10	63.00	16.33	1.38	80.71
2070	5200-20200	16	38.40	5.27	0.48	44.15
2070	4750-14680	23	59.04	11.22	1.06	71.32
2070	4930-14680	1	1.78	0.00	0.00	1.78
2070	4860-14680	6	14.91	3.00	0.25	18.17
	TOTAL	60	188.28	38.52	3.28	230.08
2235	15600-39100	1	11.16	2.57	0.71	14.44
	TOTAL	1	11.16	2.57	0.71	14.44
3053	15600-39100	0	0.00	0.00	0.00	0.00
3053	9300-34800	9	66.49	15.38	0.75	82.63
3053	5200-20200	18	75.37	17.44	0.45	93.26
3053	37400-67000	0	0.00	0.00	0.00	0.00
	TOTAL	27	141.86	32.83	1.20	175.89
3451	37400-67000	5	85.61	21.41	1.09	108.10
3451	80000	1	5.97	1.02	0.00	6.99
3451	15600-39100	8	81.71	19.21	1.61	102.53
3451	9300-34800	32	199.48	46.94	4.57	250.99
3451	5200-20200	4	16.59	3.82	0.00	20.41
3451	4750-14680	4	14.97	3.49	0.45	18.91
	TOTAL	55	404.33	95.88	7.72	507.92
	GRAND TOTAL	682	3136.43	739.34	74.81	3950.58

FORM - IV

(See Rule 7)

SPECIAL STATEMENT ON NUMBER OF EMPLOYEES AND RELATED SALARIES

(Rupees in Lakh)

		No. of Employees	Pay including Spl Pay, DP and GP	Dearness Allowance	Allowances (HRA,RCM, OA)	TOTAL
(1)	(2)	(3)	(4)	(5)	(6)	(7)
Department : 22-FOREST & ENV						
2406	9000-250-10750-300-13150-350-14550	0	0.00	0.00	0.00	0.00
2406	37400-67000	23	389.41	95.64	9.98	495.04
2406	80000	1	24.74	5.89	0.00	30.64
2406	75000	1	26.93	6.26	0.30	33.49
2406	15600-39100	239	2031.47	485.95	36.11	2553.53
2406	67000-79000	4	100.16	21.20	3.24	124.61
2406	15600-41100	1	10.05	2.42	0.00	12.47
2406	9300-34800	507	2906.78	721.90	35.67	3664.34
2406	56100-177500	2	13.77	3.35	0.00	17.12
2406	5200-20200	6026	19205.68	4505.03	100.70	23811.40
2406	35400-112400	1	6.23	1.45	0.00	7.67
2406	4750-14680	516	1283.83	278.04	12.33	1574.20
2406	4930-14680	48	146.68	31.58	1.45	179.71
2406	4440-14680	30	72.32	12.71	0.60	85.63
2406	4860-14680	12	42.14	9.26	0.42	51.82
2406	4440-2460	1	4.73	0.97	0.04	5.74
2406	4440-7440	7	14.00	2.57	0.00	16.58
2406	4800-14680	1	2.49	0.54	0.16	3.19
2406	1005-35-1285-EB-40-1605-EB-45-1830	2	2.86	0.00	0.00	2.86
2406	1080-30-1440-EB-30-1800	2	2.86	0.00	0.00	2.86
2406	15100-400-18300	1	1.43	0.00	0.00	1.43
2406	75500-80000	1	20.19	8.41	1.20	29.80
2406	2200-75-2800-100-4000	1	0.54	0.17	0.00	0.71
	TOTAL	7432	26309.31	6193.34	202.20	32704.85
3435	37400-67000	1	25.17	5.86	0.96	32.00
3435	15600-39100	1	15.45	3.87	1.03	20.35
3435	9300-34800	1	5.52	1.02	0.35	6.89
3435	5200-20200	0	0.00	0.00	0.00	0.00
	TOTAL	3	46.13	10.76	2.35	59.24
3451	37400-67000	6	109.25	25.55	2.34	137.14
3451	80000	1	26.89	6.25	0.00	33.14
3451	15600-39100	3	31.40	6.70	0.19	38.30
3451	9300-34800	62	387.45	91.24	6.61	485.29
3451	5200-20200	11	43.51	9.22	0.18	52.90
3451	4750-14680	6	16.31	3.44	0.00	19.75
	TOTAL	91	614.81	142.39	9.32	766.52
	GRAND TOTAL	7526	26970.25	6346.49	213.87	33530.61
Department : 23-AGRICULTURE & FE						
2401	37400-67000	4	58.68	14.26	0.92	73.86
2401	15600-39100	190	1918.49	468.00	31.67	2418.16
2401	9300-34800	2891	18332.16	4376.19	306.57	23014.92
2401	5200-20200	3264	9927.95	2149.84	138.78	12216.57
2401	10000-325-15200	1	0.76	0.00	0.00	0.76
2401	22400-525-24500	1	6.32	1.48	0.00	7.80
2401	4440-14680	0	0.00	0.00	0.00	0.00
2401	1400-2600	1	1.71	0.32	0.03	2.05
2401	4750-14680	566	1757.62	395.66	31.17	2184.45
2401	4930-14680	111	355.83	74.15	7.62	437.61
2401	4860-14680	0	0.00	0.00	0.00	0.00
2401	400-10-410-15-500-EB-20-620	1	0.56	0.17	0.00	0.73
	TOTAL	7032	32360.08	7480.08	516.75	40356.91
2402	37400-67000	1	17.25	4.02	0.00	21.27
2402	15600-39100	34	341.01	80.22	5.35	426.58
2402	9300-34800	427	2462.91	573.91	44.79	3081.61
2402	5200-20200	294	835.34	144.95	11.02	991.31
2402	4750-14680	169	573.91	127.01	9.65	710.57
2402	4930-14680	24	76.28	17.96	1.45	95.69
	TOTAL	952	4306.70	948.07	72.25	5327.03
2415	15600-39100	5	52.72	12.50	2.02	67.23
2415	9300-34800	11	69.65	15.67	2.37	87.70
2415	5200-20200	12	48.59	10.63	0.93	60.15
2415	4750-14680	10	37.26	8.92	0.89	47.07

FORM - IV

(See Rule 7)

SPECIAL STATEMENT ON NUMBER OF EMPLOYEES AND RELATED SALARIES

(Rupees in Lakh)

		No. of Employees	Pay including Spl Pay, DP and GP	Dearness Allowance	Allowances (HRA,RCM, OA)	TOTAL
(1)	(2)	(3)	(4)	(5)	(6)	(7)
2415	4930-14680	0	0.00	0.00	0.00	0.00
	TOTAL	38	208.22	47.72	6.22	262.15
2435	15600-39100	1	20.54	4.38	0.81	25.73
2435	9300-34800	11	80.48	17.47	2.36	100.31
2435	5200-20200	8	26.62	6.13	1.07	33.82
2435	4750-14680	4	12.75	2.91	0.17	15.83
2435	4930-14680	4	15.38	3.59	0.54	19.51
	TOTAL	29	155.77	34.48	4.95	195.19
3451	37400-67000	6	109.89	26.05	2.32	138.25
3451	80000	1	26.93	6.26	0.00	33.18
3451	15600-39100	18	161.47	41.36	4.35	207.19
3451	9300-34800	83	498.63	115.42	9.12	623.17
3451	5200-20200	13	52.96	12.08	0.37	65.41
3451	4750-14680	6	16.43	3.75	0.26	20.44
3451	4930-14680	10	38.01	8.86	0.28	47.14
3451	67000-79000	0	0.00	0.00	0.00	0.00
	TOTAL	139	904.31	213.77	16.70	1134.79
	GRAND TOTAL	8192	37935.08	8724.13	616.87	47276.08
Department : 24-STEEL & MINES						
2853	37400-67000	3	56.48	13.14	2.41	72.03
2853	15600-39100	108	850.78	214.23	18.74	1083.75
2853	9300-34800	191	1256.45	297.79	23.79	1578.02
2853	5200-20200	213	853.16	194.29	15.46	1062.91
2853	4930-14680	17	57.77	13.46	1.40	72.63
2853	4860-14680	0	0.00	0.00	0.00	0.00
2853	7440-14680	0	0.00	0.00	0.00	0.00
2853	4750-14680	107	318.94	69.78	4.25	392.96
2853	4440-14680	0	0.00	0.00	0.00	0.00
	TOTAL	640	3393.57	802.67	66.06	4262.30
3451	67000-79000	1	26.82	6.24	0.00	33.06
3451	37400-67000	1	21.55	6.57	0.00	28.12
3451	75500-80000	2	33.78	8.09	0.14	42.01
3451	15600-39100	11	121.45	29.19	4.05	154.70
3451	9300-34800	29	175.05	40.62	5.20	220.87
3451	5200-20200	12	46.25	9.94	0.65	56.84
3451	4750-14680	3	8.06	1.51	0.00	9.57
	TOTAL	61	432.96	102.16	10.05	545.17
	GRAND TOTAL	702	3826.54	904.83	76.11	4807.47
Department : IFORMATION&PR						
2220	37400-67000	2	22.37	5.45	1.00	28.82
2220	15600-39100	16	141.97	32.64	3.01	177.62
2220	9300-34800	101	721.82	170.99	17.49	910.31
2220	56100-177500	1	5.17	1.24	0.00	6.40
2220	5200-20200	182	729.58	187.56	13.46	930.60
2220	4440-14680	0	0.00	0.00	0.00	0.00
2220	4750-14680	135	478.18	114.60	10.04	602.82
2220	4930-14680	14	44.42	14.43	1.17	60.01
2220	4750-125-7500	8	28.21	6.27	0.49	34.97
2220	4800-14680	3	12.79	2.61	0.26	15.67
	TOTAL	467	2184.51	535.78	46.92	2767.22
2251	37400-67000	1	30.42	6.82	1.32	38.57
2251	90000	1	12.94	5.81	0.00	18.74
2251	80000	4	86.75	25.11	5.76	117.62
2251	27700-770-33090-920-40450-1080-44770	0	0.00	0.00	0.00	0.00
2251	15600-39100	9	72.01	16.63	2.58	91.21
2251	9300-34800	57	315.49	72.97	7.83	396.29
2251	5200-20200	25	93.35	22.25	0.63	116.23
2251	4750-14680	0	0.00	0.00	0.00	0.00
2251	4750-125-7500	1	3.82	0.81	0.00	4.62
	TOTAL	100	614.77	150.38	18.13	783.28
	GRAND TOTAL	567	2799.28	686.16	65.05	3550.49

FORM - IV

(See Rule 7)

SPECIAL STATEMENT ON NUMBER OF EMPLOYEES AND RELATED SALARIES

(Rupees in Lakh)

(1)	(2)	No. of Employees (3)	Pay including Spl Pay, DP and GP (4)	Dearness Allowance (5)	Allowances (HRA, RCM, OA) (6)	TOTAL (7)
Department : 26-EXCISE						
2039	37400-67000	1	17.69	4.13	0.00	21.82
2039	15600-39100	22	180.75	45.51	4.05	230.31
2039	9300-34800	151	738.96	173.87	15.57	928.39
2039	5200-20200	1381	3933.58	827.48	80.64	4841.70
2039	4750-14680	13	41.78	9.57	1.17	52.51
	TOTAL	1570	4912.75	1060.56	101.43	6074.74
2052	37400-67000	2	40.10	9.81	0.00	49.91
2052	15600-39100	3	33.64	7.94	0.79	42.37
2052	9300-34800	26	158.52	36.72	2.57	197.81
2052	5200-20200	19	61.26	12.74	0.95	74.95
2052	4750-14680	3	6.87	1.30	0.00	8.17
2052	67000-79000	0	0.00	0.00	0.00	0.00
	TOTAL	55	300.39	68.50	4.31	373.21
	GRAND TOTAL	1625	5213.15	1129.06	105.74	6447.95
Department : 27-SCIENCE & TECH.						
2251	37400-67000	2	32.80	7.63	0.81	41.23
2251	67000-79000	1	0.87	0.15	0.06	1.08
2251	15600-39100	5	56.88	13.07	1.89	71.84
2251	9300-34800	14	88.01	20.83	1.47	110.31
2251	5200-20200	7	26.18	5.98	0.62	32.77
2251	4750-14680	6	22.90	5.23	0.40	28.53
	TOTAL	36	227.64	52.87	5.25	285.76
	GRAND TOTAL	36	227.64	52.87	5.25	285.76
Department : 28-RURAL DEV.						
2059	37400-67000	22	287.30	75.15	4.85	367.30
2059	15600-39100	306	2512.72	601.70	36.79	3151.22
2059	9300-34800	992	4611.22	812.78	54.20	5478.20
2059	15100-400-18300	3	16.47	4.21	0.27	20.96
2059	5200-20200	570	1898.53	436.11	36.47	2371.11
2059	4500-125-7000	3	9.38	2.20	0.15	11.74
2059	4750-14680	418	1148.26	259.92	19.39	1427.58
2059	3050-75-3950-80-4590	3	12.98	3.02	0.23	16.23
2059	3600-100-5600	1	3.26	0.76	0.00	4.03
2059	4860-14680	3	11.81	2.75	0.20	14.76
2059	4930-14680	7	21.09	4.43	0.26	25.78
2059	4440-14680	5	13.78	3.23	0.22	17.23
2059	4750-125-7500	4	11.19	2.24	0.18	13.62
2059	15600-41100	1	5.66	1.35	0.00	7.01
	TOTAL	2342	10563.67	2209.87	153.22	12926.76
2216	5200-20200	2	6.27	1.44	0.25	7.96
2216	4750-14680	14	37.06	8.63	1.33	47.02
2216	4860-14680	1	2.55	0.60	0.04	3.19
2216	4440-14680	1	2.63	0.61	0.00	3.24
	TOTAL	18	48.50	11.28	1.63	61.41
3054	15600-39100	0	0.45	0.08	0.00	0.53
3054	9300-34800	1	4.08	1.01	0.04	5.14
3054	5200-20200	83	240.58	56.08	4.64	301.30
3054	4750-14680	165	432.60	100.29	7.88	540.76
3054	4860-14680	4	14.67	3.42	0.38	18.46
3054	4930-14680	1	2.69	0.62	0.09	3.40
3054	2610-60-3150-65-3540	1	4.70	1.03	0.08	5.81
3054	4440-14680	17	43.02	11.34	0.79	55.15
3054	4440-7440	1	2.68	0.62	0.05	3.35
3054	2550-55-2660-60-3200	3	8.30	1.93	0.00	10.23
3054	4750-125-7500	13	33.78	7.86	0.58	42.22
	TOTAL	290	787.54	184.29	14.52	986.35
3451	37400-67000	5	90.58	22.01	2.40	114.98
3451	15600-39100	6	60.83	13.65	1.01	75.48
3451	9300-34800	30	178.69	42.14	1.98	222.81
3451	5200-20200	16	61.78	13.64	0.54	75.95
3451	4750-14680	1	1.99	0.46	0.00	2.46
	TOTAL	60	393.87	91.89	5.92	491.68
	GRAND TOTAL	2711	11793.59	2497.33	175.29	14466.20

FORM - IV
(See Rule 7)

SPECIAL STATEMENT ON NUMBER OF EMPLOYEES AND RELATED SALARIES

(Rupees in Lakh)

		No. of Employees	Pay including Spl Pay, DP and GP	Dearness Allowance	Allowances (HRA, RCM, OA)	TOTAL
(1)	(2)	(3)	(4)	(5)	(6)	(7)
Department : 29-PA						
2012	37400-67000	1	29.47	7.15	0.53	37.15
2012	15600-39100	7	75.51	17.46	1.06	94.04
2012	9300-34800	32	212.33	48.98	0.82	262.13
2012	5200-20200	12	56.29	13.11	0.00	69.40
2012	4750-14680	14	45.98	10.59	0.00	56.57
2012	4930-14680	22	84.91	19.83	0.00	104.74
2012	67000-79000	1	14.65	4.08	0.00	18.73
	TOTAL	90	519.14	121.20	2.41	642.76
2052	225000	1	13.50	6.28	0.00	19.78
2052	37400-67000	8	142.00	33.66	0.00	175.66
2052	67000-79000	1	7.23	3.66	0.00	10.89
2052	15600-39100	38	434.55	101.69	10.47	546.71
2052	9300-34800	62	362.01	83.24	4.61	449.86
2052	5200-20200	29	116.24	25.65	0.52	142.41
2052	4860-14680	23	66.48	18.96	1.25	86.68
	TOTAL	164	1142.01	273.13	16.85	1431.99
	GRAND TOTAL	254	1661.15	394.33	19.27	2074.74
Department : 30-ENERGY						
2045	4440-14680	1	3.74	0.87	0.13	4.74
2045	37400-67000	5	94.33	21.93	3.12	119.38
2045	15600-39100	88	711.37	170.48	23.03	904.88
2045	9300-34800	22	133.99	29.42	5.38	168.79
2045	5200-20200	42	170.80	42.52	6.29	219.61
2045	4750-14680	17	56.75	12.44	1.61	70.79
2045	4930-14680	2	9.99	2.25	0.16	12.40
2045	4860-14680	1	3.56	0.85	0.12	4.53
	TOTAL	181	1184.53	280.75	39.84	1505.12
2801	15600-39100	9	80.00	20.52	2.33	102.86
2801	9300-34800	0	0.00	0.00	0.00	0.00
2801	5200-20200	4	29.50	7.19	0.99	37.68
2801	4750-14680	10	41.50	9.50	0.39	51.40
	TOTAL	24	151.00	37.22	3.72	191.94
3451	67000-79000	1	26.89	6.25	0.00	33.14
3451	37400-67000	4	71.33	17.16	3.08	91.58
3451	15600-39100	4	40.90	9.21	0.75	50.86
3451	9300-34800	39	216.22	50.04	3.31	269.58
3451	5200-20200	17	62.12	14.10	0.36	76.58
3451	4750-14680	5	11.86	3.94	0.00	15.80
	TOTAL	71	429.33	100.71	7.50	537.54
	GRAND TOTAL	277	1764.86	418.68	51.06	2234.61
Department : 31-HANDLOOMS&TH						
2851	67000-79000	0	0.00	0.00	0.00	0.00
2851	37400-67000	1	15.86	3.60	0.37	19.83
2851	15600-39100	8	73.75	16.84	1.39	91.98
2851	9300-34800	270	1527.68	318.74	37.48	1883.90
2851	15100-400-18300	0	0.00	0.00	0.00	0.00

FORM - IV
(See Rule 7)

SPECIAL STATEMENT ON NUMBER OF EMPLOYEES AND RELATED SALARIES

(Rupees in Lakh)

		No. of Employees	Pay including Spl Pay, DP and GP	Dearness Allowance	Allowances (HRA, RCM, OA)	TOTAL
(1)	(2)	(3)	(4)	(5)	(6)	(7)
2851	35400-112400	5	29.90	6.51	0.60	37.02
2851	5200-20200	159	644.18	146.16	13.31	803.64
2851	4750-14680	116	396.32	90.59	8.75	495.66
2851	4930-14680	1	3.92	0.91	0.00	4.83
2851	4750-125-7500	1	0.68	0.12	0.01	0.81
2851	4800-14680	1	3.74	0.87	0.13	4.75
2851	4860-14680	0	0.00	0.00	0.00	0.00
2851	225000	1	2.70	0.73	0.09	3.52
	TOTAL	563	2698.73	585.07	62.13	3345.93
3451	37400-67000	3	70.28	16.60	0.44	87.32
3451	15600-39100	6	57.57	13.28	1.95	72.79
3451	9300-34800	16	96.75	22.43	0.67	119.86
3451	5200-20200	3	14.78	3.64	0.00	18.43
3451	4750-14680	8	31.57	7.36	0.81	39.74
	TOTAL	38	270.95	63.31	3.88	338.14
	GRAND TOTAL	601	2969.67	648.38	66.01	3684.06
Department : 32-TOURISM						
3451	15600-39100	6	71.49	16.65	3.37	91.52
3451	37400-67000	2	20.86	4.80	1.34	27.00
3451	9300-34800	12	70.53	16.11	1.99	88.63
3451	5200-20200	6	23.40	4.92	0.55	28.86
3451	4750-14680	11	28.32	5.24	0.57	34.14
3451	4860-14680	1	3.91	0.91	0.00	4.82
	TOTAL	40	218.52	48.63	7.83	274.97
3452	15600-39100	2	24.69	6.09	1.51	32.29
3452	37400-67000	1	16.50	3.84	0.00	20.34
3452	9300-34800	26	170.29	39.14	3.51	212.94
3452	5200-20200	14	42.41	7.91	1.52	51.84
3452	4930-14680	4	18.76	4.42	0.65	23.83
3452	4440-14680	1	3.28	0.74	0.06	4.07
3452	4750-14680	45	166.02	37.97	4.07	208.06
3452	4860-14680	1	3.88	0.90	0.06	4.84
	TOTAL	97	445.82	101.01	11.38	558.22
	GRAND TOTAL	137	664.34	149.64	19.21	833.19
Department : 33-FARD						
2235	15600-39100	0	0.00	0.00	0.00	0.00
2235	9300-34800	0	0.00	0.00	0.00	0.00
2235	5200-20200	1	0.06	0.02	0.00	0.08
2235	4750-14680	0	0.00	0.00	0.00	0.00
	TOTAL	1	0.06	0.02	0.00	0.08
2403	15600-39100	746	5662.83	1342.33	82.24	7087.40
2403	15600-41100	3	33.73	7.99	0.14	41.87
2403	56100-177500	20	135.11	31.14	0.94	167.18
2403	9300-34800	530	3343.93	762.58	80.96	4187.47
2403	5200-20200	2694	9429.75	1992.19	136.25	11558.19
2403	4750-14680	1271	3400.47	665.32	45.32	4111.11
2403	4860-14680	151	393.41	76.15	5.37	474.92
2403	4930-14680	97	325.01	72.77	4.66	402.44
2403	4750-125-7500	2	8.29	1.89	0.14	10.32
2403	4440-14680	18	50.22	9.78	0.38	60.39
2403	4440-7440	0	0.00	0.00	0.00	0.00
2403	4800-14680	4	4.97	0.00	0.00	4.97
2403	37400-67000	1	6.66	1.69	0.00	8.35
2403	3600-100-5600	0	0.00	0.00	0.00	0.00
	TOTAL	5540	22794.39	4963.83	356.40	28114.62

FORM - IV
(See Rule 7)

SPECIAL STATEMENT ON NUMBER OF EMPLOYEES AND RELATED SALARIES

(Rupees in Lakh)

		No. of Employees	Pay including Spl Pay, DP and GP	Dearness Allowance	Allowances (HRA,RCM, OA)	TOTAL
(1)	(2)	(3)	(4)	(5)	(6)	(7)
2404	15600-39100	1	7.67	1.96	0.33	9.97
2404	9300-34800	16	96.75	22.30	2.91	121.97
2404	5200-20200	11	13.99	2.81	0.30	17.09
2404	4860-14680	1	0.63	0.11	0.02	0.76
2404	4930-14680	1	1.27	0.22	0.09	1.58
2404	4440-14680	0	0.00	0.00	0.00	0.00
	TOTAL	29	120.31	27.40	3.65	151.36
2405	37400-67000	1	15.14	3.61	0.00	18.75
2405	15600-39100	25	263.70	61.67	10.62	335.99
2405	9300-34800	431	2603.06	604.63	66.24	3273.93
2405	5200-20200	363	988.07	188.84	22.03	1198.94
2405	35400-112400	1	4.42	1.00	0.07	5.50
2405	4750-14680	127	356.80	84.19	9.95	450.94
2405	4930-14680	2	10.73	2.55	0.28	13.56
2405	4440-14680	1	3.00	0.54	0.08	3.62
2405	56100-177500	1	6.03	1.49	0.10	7.61
2405	4860-14680	0	0.00	0.00	0.00	0.00
	TOTAL	954	4250.95	948.53	109.36	5308.84
3451	37400-67000	6	115.11	25.90	2.00	143.00
3451	15600-39100	12	117.16	28.36	2.35	147.87
3451	9300-34800	46	278.32	64.76	4.43	347.52
3451	5200-20200	10	31.54	6.63	0.19	38.35
3451	4750-14680	5	16.92	3.49	0.07	20.48
3451	67000-79000	1	5.69	1.76	0.00	7.46
	TOTAL	81	564.74	130.90	9.04	704.68
	GRAND TOTAL	6607	27730.44	6070.67	478.46	34279.57
Department : 34-CO-OPERATION						
2015	37400-67000	1	10.33	4.80	0.00	15.14
2015	15600-39100	1	11.00	2.56	0.00	13.55
2015	9300-34800	5	34.04	7.93	1.47	43.44
2015	5200-20200	2	6.69	1.56	0.27	8.52
2015	TOTAL	9	62.06	16.86	1.73	80.65
2425	7440-14680	0	0.00	0.00	0.00	0.00
2425	37400-67000	1	18.56	4.35	0.00	22.91
2425	15600-39100	28	242.58	60.87	6.97	310.42
2425	9300-34800	863	5044.86	1199.14	131.82	6375.83
2425	5200-20200	210	705.30	147.17	15.65	868.12
2425	4750-14680	315	1075.56	245.17	26.18	1346.91
2425	4930-14680	3	13.43	3.17	0.43	17.03
2425	TOTAL	1422	7100.29	1659.87	181.05	8941.22
2435	9300-34800	4	32.85	7.66	1.07	41.58
2435	5200-20200	5	28.13	6.13	0.89	35.15
2435	4750-14680	3	8.80	1.72	0.19	10.71
2435	4930-14680	1	4.02	0.94	0.00	4.96
2435	TOTAL	14	73.80	16.45	2.15	92.39
3451	70290-1540-76450	1	6.73	12.10	0.00	18.83
3451	37400-67000	8	110.48	26.31	3.64	140.44
3451	15600-39100	7	63.21	13.84	1.08	78.13
3451	9300-34800	44	260.46	60.32	6.26	327.04
3451	5200-20200	34	131.37	29.09	2.15	162.61
3451	4750-14680	3	9.28	3.97	0.54	13.79
3451	TOTAL	98	581.52	145.64	13.67	740.83
DMD	GRAND TOTAL	1544	7817.67	1838.82	198.61	9855.09

FORM - IV
(See Rule 7)

SPECIAL STATEMENT ON NUMBER OF EMPLOYEES AND RELATED SALARIES

(Rupees in Lakh)

		No. of Employees	Pay including Spl Pay, DP and GP	Dearness Allowance	Allowances (HRA,RCM, OA)	TOTAL
(1)	(2)	(3)	(4)	(5)	(6)	(7)
Department : 35-PUBLIC ENTERPRISES						
3451	37400-67000	4	69.32	16.48	1.34	87.13
3451	67000-79000	1	19.23	4.17	0.00	23.40
3451	15600-39100	3	29.75	6.78	0.73	37.26
3451	9300-34800	10	67.47	15.92	1.20	84.59
3451	5200-20200	9	35.81	8.19	0.00	44.00
3451	4750-14680	12	37.26	10.15	0.62	48.02
3451	90000	1	9.94	2.92	0.16	13.02
	TOTAL	41	268.78	64.61	4.04	337.43
	GRAND TOTAL	41	268.78	64.61	4.04	337.43
Department : 36-WCD&MS AND MISSION SHAKTI						
2059	5200-20200	0	0.00	0.00	0.00	0.00
	TOTAL	0	0.00	0.00	0.00	0.00
2235	37400-67000	4	77.15	18.22	0.93	96.31
2235	5200-20200	697	2246.68	488.55	29.42	2764.64
2235	15600-39100	7	66.11	15.03	2.83	83.97
2235	9300-34800	2454	12447.92	2456.18	155.50	15059.60
2235	4440-7440	0	0.00	0.00	0.00	0.00
2235	4750-14680	170	579.09	134.14	9.71	722.95
2235	4930-14680	1	0.99	0.17	0.03	1.19
2235	4860-14680	1	1.21	0.00	0.00	1.21
2235	4440-14680	6	23.03	5.39	0.33	28.76
2235	35400-112400	2	10.52	0.92	0.08	11.51
	TOTAL	3344	15452.71	3118.60	198.83	18770.14
2236	5200-20200	24	62.97	14.14	0.75	77.86
2236	15600-39100	3	27.64	6.53	0.29	34.46
2236	9300-34800	27	223.55	57.45	5.50	286.49
2236	4750-14680	9	35.03	8.27	0.63	43.92
2236	4930-14680	0	0.00	0.00	0.00	0.00
	TOTAL	64	349.18	86.39	7.17	442.75
2251	15600-39100	1	1.65	0.51	0.10	2.26
	TOTAL	1	1.65	0.51	0.10	2.26
3451	35400-112400	1	7.26	1.23	0.46	8.95
3451	37400-67000	1	22.88	5.80	0.00	28.67
3451	5200-20200	14	58.69	13.59	0.47	72.76
3451	15600-39100	8	80.82	19.11	3.54	103.48
3451	9300-34800	36	213.96	50.03	3.97	267.96
3451	4750-14680	3	10.29	2.36	0.00	12.65
	TOTAL	65	393.90	92.12	8.45	494.48
4235	9300-34800	1	0.25	0.40	0.01	0.66
	TOTAL	1	0.25	0.40	0.01	0.66
	GRAND TOTAL	3474	16197.69	3298.03	214.57	19710.29
Department : 37-ELECTRONICS & IT						
2251	37400-67000	1	13.36	2.77	0.83	16.96
2251	15600-39100	7	75.62	17.91	2.90	96.43
2251	9300-34800	15	89.48	21.95	1.31	112.73
2251	5200-20200	2	4.67	0.62	0.17	5.46
2251	4930-14680	1	3.99	0.93	0.00	4.92
2251	4750-14680	1	2.41	0.56	0.00	2.98
	TOTAL	28	189.53	44.74	5.21	239.47
	GRAND TOTAL	28	189.53	44.74	5.21	239.47
Department : 38-HIGHER EDUCATION						
2202	570-8-650-10-790	0	0.00	0.00	0.00	0.00
2202	37400-67000	316	4921.46	1292.84	108.41	6322.71
2202	4930-14680	948	2639.87	1147.06	13.58	3800.50
2202	67000-79000	3	34.58	8.12	0.06	42.76
2202	9300-34800	7199	41091.16	15788.48	128.20	57007.85
2202	15600-39100	2649	27270.35	6450.37	181.86	33902.59
2202	4440-14680	307	861.17	338.66	0.94	1200.77
2202	5200-20200	1696	5495.53	1999.91	45.22	7540.65
2202	10000-325-15200	3	17.36	4.01	0.00	21.36
2202	15600-41100	6	70.86	15.35	0.00	86.21

FORM - IV
(See Rule 7)

SPECIAL STATEMENT ON NUMBER OF EMPLOYEES AND RELATED SALARIES

(Rupees in Lakh)

		No. of Employees	Pay including Spl Pay, DP and GP	Dearness Allowance	Allowances (HRA, RCM, OA)	TOTAL
(1)	(2)	(3)	(4)	(5)	(6)	(7)
2202	67000	5	52.45	14.69	0.00	67.15
2202	4750-14680	1970	4860.67	2309.01	14.91	7184.59
2202	5000-150-8000	1	2.85	3.06	0.00	5.91
2202	7440-14680	21	64.70	24.19	0.00	88.88
2202	4440-7440	89	267.42	93.65	0.91	361.97
2202	55000	1	3.10	3.21	0.00	6.31
2202	57700-70290	0	0.00	0.00	0.00	0.00
2202	1400-40-1800-EB-50-2300	1	1.88	0.32	0.00	2.20
2202	4750-125-7500	5	7.25	4.20	0.00	11.45
2202	5500-175-9000	0	0.00	0.00	0.00	0.00
2202	4860-14680	59	205.35	55.74	2.75	263.84
2202	4800-14680	20	61.62	19.35	1.25	82.22
2202	4440-2460	6	23.52	5.27	0.44	29.23
2202	4000-6000	6	24.03	5.49	1.32	30.84
2202	8000-13500	1	1.30	0.00	0.00	1.30
2202	9000-250-10750-300-13150-350-14550	1	9.66	2.37	0.00	12.03
2202	56100-177500	8	62.93	15.35	0.15	78.43
2202	6500-10500	1	4.64	1.18	0.00	5.81
2202	225000	1	2.10	0.65	0.00	2.75
2202	12000-420-18300	1	1.76	0.55	0.00	2.31
2202	2750-70-3800-75-4400	0	0.00	0.00	0.00	0.00
2202	34700-67000	0	0.00	0.00	0.00	0.00
2202	37400-6700	0	0.00	0.00	0.00	0.00
	TOTAL	15328	88059.55	29603.06	500.01	118162.63
2204	4930-14680	92	302.98	70.84	11.55	385.37
2204	9300-34800	18	103.95	25.07	5.13	134.15
2204	4440-14680	4	14.74	3.38	0.72	18.84
2204	5200-20200	170	664.50	155.13	29.68	849.31
2204	4750-14680	15	51.10	13.57	2.11	66.77
2204	4440-7440	1	4.10	0.96	0.26	5.33
2204	4860-14680	10	35.99	8.40	1.21	45.59
2204	4440-2460	1	3.92	0.91	0.00	4.83
	TOTAL	315	1181.27	278.26	50.66	1510.20

FORM - IV

(See Rule 7)

SPECIAL STATEMENT ON NUMBER OF EMPLOYEES AND RELATED SALARIES

(Rupees in Lakh)

		No. of Employees	Pay including Spl Pay, DP and GP	Dearness Allowance	Allowances (HRA,RCM, OA)	TOTAL
(1)	(2)	(3)	(4)	(5)	(6)	(7)
2251	70290-1540-76450	1	9.42	16.81	0.00	26.23
2251	37400-67000	7	114.57	29.16	3.08	146.82
2251	67000-79000	1	10.52	1.79	0.00	12.31
2251	9300-34800	73	399.73	92.45	7.65	499.84
2251	15600-39100	19	183.04	42.82	4.41	230.27
2251	5200-20200	14	42.39	8.56	0.51	51.46
2251	4750-14680	11	31.52	7.35	1.03	39.90
2251	4860-14680	0	0.00	0.00	0.00	0.00
2251	4800-14680	0	0.00	0.00	0.00	0.00
	TOTAL	128	791.18	198.95	16.68	1006.81
	GRAND TOTAL	15771	90032.01	30080.27	567.36	120679.64
Department : 39-SKILL DEV. & TE						
2203	37400-67000	17	101.12	158.14	0.00	259.26
2203	15600-39100	166	1345.02	491.47	21.55	1858.04
2203	9300-34800	550	3268.03	893.90	53.79	4215.72
2203	5200-20200	258	708.25	188.37	8.93	905.55
2203	4750-14680	75	233.00	57.07	5.91	295.98
2203	4860-14680	1	1.46	2.48	0.00	3.93
2203	4930-14680	28	91.50	83.43	0.69	175.63
	TOTAL	1097	5748.36	1874.87	90.88	7714.11
2230	15600-39100	11	122.72	28.82	3.59	155.13
2230	9300-34800	756	3340.83	604.85	47.28	3992.95
2230	5200-20200	120	342.77	70.03	7.11	419.91
2230	4440-14680	1	1.04	0.18	0.00	1.22
2230	4750-14680	154	501.60	117.32	11.32	630.25
2230	4860-14680	10	40.38	9.35	0.52	50.24
2230	2550-55-2660-60-3200	0	0.00	0.00	0.00	0.00
2230	4930-14680	5	20.18	4.55	0.48	25.22
2230	10750-300-13150-350-14900	1	0.73	0.00	0.00	0.73
	TOTAL	1060	4370.25	835.11	70.30	5275.66
2251	37400-67000	1	29.54	7.82	0.25	37.61
2251	15600-39100	7	71.95	16.29	2.36	90.59
2251	9300-34800	23	122.53	28.27	2.47	153.27
2251	5200-20200	3	8.20	1.55	0.11	9.86
2251	4440-14680	1	1.75	0.52	0.00	2.27
2251	4750-14680	3	11.93	2.34	0.34	14.62
	TOTAL	39	245.90	56.79	5.54	308.23
	GRAND TOTAL	2197	10364.52	2766.77	166.71	13298.00

FORM - IV

(See Rule 7)

SPECIAL STATEMENT ON NUMBER OF EMPLOYEES AND RELATED SALARIES

(Rupees in Lakh)

(1)	(2)	No. of Employees	Pay including Spl Pay, DP and GP	Dearness Allowance	Allowances (HRA, RCM, OA)	TOTAL
(1)	(2)	(3)	(4)	(5)	(6)	(7)
Department : 40-MSME						
2851	37400-67000	2	25.49	6.01	0.25	31.75
2851	15600-39100	25	282.83	66.01	8.71	357.55
2851	9300-34800	212	1358.93	303.37	48.03	1710.33
2851	5200-20200	66	230.16	53.49	6.49	290.15
2851	4930-14680	4	14.10	3.13	0.46	17.68
2851	4750-14680	75	253.21	55.53	7.00	315.74
2851	7440-14680	0	0.00	0.00	0.00	0.00
2851	4440-14680	0	0.00	0.00	0.00	0.00
2851	4800-14680	0	0.00	0.00	0.00	0.00
	TOTAL	385	2164.72	487.54	70.93	2723.19
3451	37400-67000	4	58.24	14.07	1.60	73.92
3451	67000-79000	1	20.17	4.17	0.00	24.34
3451	15600-39100	7	70.00	15.44	1.78	87.22
3451	9300-34800	25	143.51	33.47	2.06	179.05
3451	5200-20200	6	20.20	4.11	0.00	24.30
3451	4750-14680	4	14.94	3.48	0.21	18.62
	TOTAL	47	327.05	74.74	5.66	407.45
3453	37400-67000	0	0.00	0.00	0.00	0.00
3453	15600-39100	2	22.57	5.05	0.79	28.41
3453	9300-34800	12	46.79	5.20	1.20	53.20
3453	35400-112400	1	3.04	0.00	0.00	3.04
3453	5200-20200	6	23.75	5.52	0.81	30.08
3453	4930-14680	5	21.07	4.86	0.60	26.53
3453	4750-14680	3	11.85	2.63	0.64	15.11
	TOTAL	30	129.07	23.26	4.04	156.37
	GRAND TOTAL	463	2620.84	585.54	80.63	3287.02
Department : 41-SOCIAL SECURITY & EPD						
2235	9300-34800	254	1249.00	272.41	14.19	1535.60
2235	5200-20200	525	1040.48	103.45	0.00	1143.93
2235	10000-325-15200	3	5.47	0.00	0.00	5.47
2235	4750-14680	99	215.40	39.56	0.00	254.96
2235	4440-14680	1	1.22	0.00	0.00	1.22
2235	4860-14680	16	41.94	7.21	0.00	49.15
2235	4440-7440	5	14.19	2.15	0.00	16.34
2235	4800-14680	2	5.42	1.26	0.00	6.68
	TOTAL	909	2573.13	426.03	14.19	3013.35

FORM - IV
(See Rule 7)

SPECIAL STATEMENT ON NUMBER OF EMPLOYEES AND RELATED SALARIES

(Rupees in Lakh)

		No. of Employees	Pay including Spl Pay, DP and GP	Dearness Allowance	Allowances (HRA, RCM, OA)	TOTAL
(1)	(2)	(3)	(4)	(5)	(6)	(7)
3451	37400-67000	2	43.27	10.75	0.00	54.02
3451	15600-39100	11	116.56	27.17	2.97	146.70
3451	9300-34800	22	128.42	31.23	1.81	161.46
3451	5200-20200	3	13.72	2.96	0.00	16.68
3451	4750-14680	0	0.00	0.00	0.00	0.00
3451	4440-14680	0	0.00	0.00	0.00	0.00
	TOTAL	40	301.97	72.11	4.79	378.86
	GRAND TOTAL	949	2875.09	498.14	18.98	3392.21
Department : 43 ODIA LANGUAGE, LITERATURE AND CULTURE						
2205	37400-67000	0	0.00	0.00	0.00	0.00
2205	15600-39100	3	35.87	8.44	1.20	45.51
2205	9300-34800	87	598.10	139.67	14.57	752.34
2205	5200-20200	57	236.31	51.33	6.47	294.11
2205	4750-14680	113	358.06	80.31	11.70	450.07
2205	4930-14680	18	67.45	15.13	1.85	84.44
	TOTAL	280	1295.79	294.88	35.80	1626.47
2251	37400-67000	3	54.58	12.98	2.29	69.85
2251	15600-39100	7	58.64	13.99	1.49	74.12
2251	9300-34800	6	40.87	9.39	0.49	50.76
2251	5200-20200	4	14.09	2.85	0.00	16.94
2251	4750-14680	1	2.98	0.70	0.00	3.68
	TOTAL	22	171.17	39.91	4.27	215.35
	GRAND TOTAL	303	1466.96	334.79	40.07	1841.82
	GRAND TOTAL (ALL DEPARTMENTS)	430339	1780272.13	466532.42	26918.81	2273723.29

FORM - V
STATEMENT OF DEFERRED LIABILITIES
{See Rule 8}

While presenting the Annual Budget for the current year, the State Government shall furnish statement showing the deferred liabilities on the following accounts :

i) State's matching share

State Government's matching share under the Centrally Sponsored Schemes (CSS) is being adequately provided. In the Budget Estimates for the financial year 2026-27, allocation of ₹17,800 crore has been made towards State Share of CSS. This will help us in leveraging the required Central funds.

ii) Bills presented in the treasury but not encashed: -

As on 31.03.2025 bills presented in the Treasury but not encashed is Nil.

iii) Central Assistance received but not utilized at the end of a particular financial year: -

As per the information supplied by various Administrative Departments, out of the Central Assistance received up to 31.03.2023, the U.C. pending as on 01.04.2024 was ₹9443.96 crore.

iv) Un-disbursed amount lying in the Civil Deposits:

The closing balance lying in Civil Deposit mainly relate to Central and Centrally Sponsored Scheme Funds released by Government of India towards the fag end of the financial year. In order to avoid lapse of budgeted provision under these Schemes, the State Government resorted to Civil Deposit. In case of urgent necessity, provisions under State scheme funds were also transferred to Civil Deposit. By this, expenditure under the scheme could be taken up on the next financial year without making fresh budget provision. The closing balance of Civil Deposit forms a part of deferred liability of the State Government. The transfer of budgeted funds to Civil Deposit is declining from the year 2002-03 as may be seen from the Table below:

Statement showing details of amount kept under 8443- Civil Deposits – 800 Other Deposit

Rs in Crore				
Year	Opening Balance	Deposit	Withdrawal	Closing Balance
2002-2003	743.44	227.31	173.46	797.29
2003-2004	797.29	171.85	206.42	762.72
2004-2005	762.72	98.11	220.85	639.98
2005-2006	639.98	54.09	147.71	546.36
2006-2007	546.36	30.32	81.09	495.59
2007-2008	495.59	35.35	64.75	466.19
2008-2009	466.19	106.61	32.88	539.92
2009-2010	539.92	7.28	106.71	440.49
2010-2011	440.49	24.69	109.15	356.03
2011-2012	356.03	249.91	46.21	559.72
2012-2013	559.72	2.34	127.14	434.92
2013-2014	434.92	23.24	48.9	409.26
2014-2015	409.26	13.9	40.27	382.89
2015-2016	382.89	11.48	49.53	344.84
2016-2017	344.84	14.31	40.05	290.49
2017-2018	290.49	12817.89	11606.99	1501.38
2018-2019	1501.38	2762.1	3059.85	1203.64
2019-2020	1203.64	1288.64	2309.15	183.13
2020-2021	183.13	190.30	169.49	203.94
2021-2022	203.94	133.67	207.35	130.26
2022-2023	130.26	136.00	113.54	152.72
2023-2024	152.72	591.23	618.42	125.53

v) As stated above, the balances in the Civil Deposit form a part of the financial liability of the State Government. Besides, transfer of Budgeted funds to Civil Deposit distorts the total expenditure reflected in the accounts. These balances are being carried over from year to year without allowing the undrawn balance to lapse. In order to bring down the liabilities, the State Government have formulated a road map for phasing out accumulated amounts in the Civil Deposit which has been indicated in Finance Department Memo No. 33337(225)/ F., dated 30.07.2010. As per this road map, accumulated balance in the Civil Deposit shall be phased out as follows:

- a) Amounts kept in Civil Deposit up to 1999-2000 lapsed with immediate effect and no longer be available for withdrawal.

- b) The undrawn balance of deposits made during 2000-05 have lapsed on 1st April, 2011.
- c) Deposits made after 2004-05 which remain undrawn for more than three complete accounting years will lapse on 1st April of the succeeding year in terms of Subsidiary Rule 436 of the Odisha Treasury Code, Volume-I commencing from 1st April, 2012.

